FY16 General Fund Analysis and Treasurer's Reports

July 18, 2016 Report

LEBANON CITY SCHOOLS

For the Month Ending June 30, 2016 Monthly Report FY16

Prepared by: Eric Sotzing Treasurer

Table of Contents
June 30, 2016
FY 16 – Month 12

DESCRIPTION **PAGE**

SECTION I **3**
Information Update 5
Pie Chart of Estimated Revenue and Expenditures 6
Comparison of Fiscal Year 2014 Estimated Revenue and Expenditures with Fiscal Year 2013 Actual 7
GENERAL FUND VARIANCE ANALYSIS' **8**
Comparison of Cash Balances 8
Comparison of Monthly and Total Revenue 10
Comparison of Monthly and Total Tax Revenue 12
Comparison of Monthly and Total Rollback Revenue 14
Comparison of Monthly and Total Foundation Revenue 16
Comparison of Monthly and Total Interest Revenue 18
Comparison of Monthly and Total Other Revenue 20
Comparison of Monthly and Total All Expenditures 22
Comparison of Monthly and Total Wage Expenditures 24
Comparison of Monthly and Total Fringe Benefit Expenditures 26
Comparison of Monthly and Total Purchased Services Expenditures 28
Comparison of Monthly and Total Supplies Expenditures 30
Comparison of Monthly and Total Equipment Expenditures 32
Comparison of Monthly and Total Other Expenditures 34
FIVE YEAR FORECAST **36**
General Fund Financial 5-year Forecast (May 31, 2016) 36
SECTION II **37**
Financial Summary of Receipts and Expenditures (all funds) 38
Receipt Ledger (all funds) 48
Check Register (all funds) 58
SECTION III **68**
Bank Reconciliation Report 69
Payroll Reconciliation Report 70
Investment Report 71
Interest Report 72
2006 Certificates of Participation Debt Schedule *(General Fund: updated 12/10/07)* 73
2006 Tax Anticipation Note Debt Schedule *(General Fund: Updated 12/10/07)* 74
Combined General Fund Issues Debt Schedule *(General Fund: updated 12/10/07)* 75
Bond Series 2001 Debt Schedule *(Bond Fund: updated 12/10/07)* 76
Bond Series 2002 Debt Schedule *(Bond Fund: updated 12/10/07)* 77
Bond Series 2005A Debt Schedule *(Bond Fund: updated 12/10/07)* 78
Bond Series 2007A Debt Schedule *(Bond Fund: updated 12/10/07)* 79
Bond Anticipation Note 2006 Debt Schedule *(Bond Fund: updated 12/10/07)* 80
Combined Bond Fund Issues Debt Schedule *(Bond Fund: updated 12/10/07)* 81
OASBO Pool 3B Loan Debt Schedule *(Permanent Improvement. Fund: updated 12/10/07)* 82
Warren County Expenditures Per Pupil by Expenditure Category 83
Warren County Expenditures Per Pupil Chart FY10 84
Warren County School District's Tax Rates 85
Lebanon City School District Enrollment History 86
Construction Financial Data 87

p

SECTION I

Information Update
Estimated Revenue and Expenditures 2013-2014 (FY14)
General Fund Variance Analysis
Five Year Forecast (May 31, 2016)

This page left blank intentionally

Lebanon City School District
General Fund
Monthly & Long Term Financial Forecast
Information Update
June 30, 2016

The enclosed financial statements reflect revenue and expenditure activity through the twelfth month of fiscal year 2016. On page 7 of this report, we provide a comparison of fiscal year 2015 estimated revenues and expenditures with fiscal year 2015 actual, (five-year forecast funds only) for your review. **Note that the forecast used in this model was submitted to the Ohio Department of Education on May 31, 2016.**

The data reflected in the pie charts on page 6 were taken from the comparisons on page 7 by revenue and expenditure categories. As indicated on the Revenue Chart, Local Revenue is comprised of Real Estate, Tangible Tax, Investment Income, Borrowing, Other Local Revenue, and Other Non-Operating while State Revenue is comprised of State Foundation, R&H State Reimbursement, and Other State. On the Expenditure Pie Chart, Other is comprised of Other Expenses and Other Non-Operating while all other categories directly compare to the comparison on page 7. The following is an explanation of significant changes in revenue and expenditure accounts by category:

- Local Taxes
- Investment Income
- Other Local Revenue
- State Aid
- Salaries and Wages
- Fringe Benefits
- Purchased Services
- Materials and Supplies
- Other
- New Construction Increase/Tangible Personal Decline
- Rising Interest Rates/Timing of Investments
- Tax Abatement
- Based on State Simulations (Enrollment Projections)
- Retirement Savings
- Increase Medical and Dental
- Increase ESC, Laidlaw Transportation
- Textbooks/Instructional Supplies
- Advances Out

The financial forecast (May 31, 2016) included on page 36 has been reflected in this month's report.

If you need specific information regarding a particular category, please contact me at 513-934-5775.

Pie Chart of Estimated Revenue and Expenditures

General Fund Estimated Revenue
2013 Fiscal Year $45,638,911

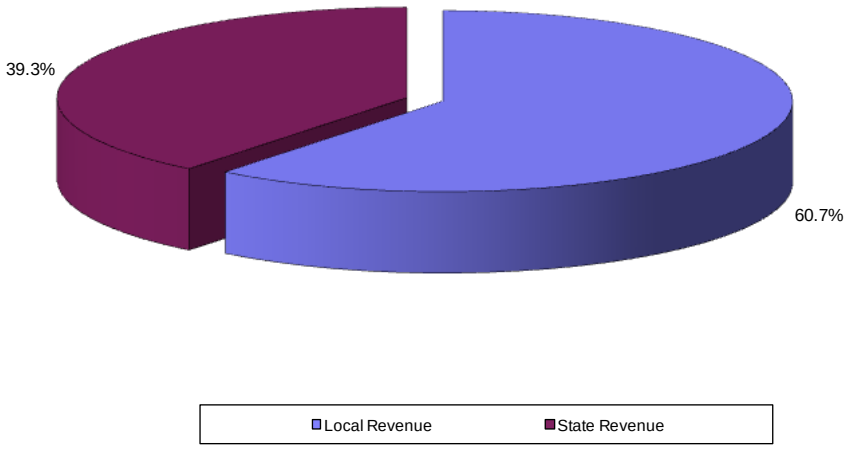

General Fund Estimated Expenditures
2014 Fiscal Year $45,187,761

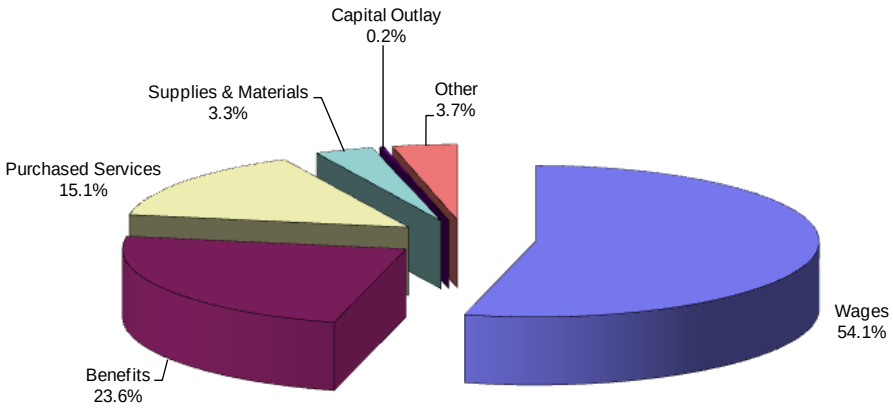

COMPARISON OF FISCAL YEAR 2014 ESTIMATED REVENUES AND EXPENDITURES
WITH FISCAL YEAR 2013 ACTUAL
FIVE-YEAR FORECAST FUNDS (October 31, 2013)

CATEGORY	FY13 ACTUAL	FY14 ESTIMATE	VARIANCE	PERCENTAGE
BEGINNING BALANCE (7.01)	$7,526,351	$8,908,067	$1,381,716	18.36%
RECEIPTS				
Local Taxes (1.01, 1.02)	$22,734,495	$22,345,520	($388,975)	-1.71%
Investment Income (1.06)	25,624	25,000	(624)	-2.44%
Other Local Revenue (1.06 - 2.06)	2,130,337	2,148,010	17,673	0.83%
State Aid (1.035, 1.04)	16,779,792	17,947,007	1,167,215	6.96%
R&H/$10K Exemption (1.05)	3,172,707	3,173,374	667	0.02%
TOTAL RECEIPTS (2.08)	$44,842,955	$45,638,911	$795,956	1.77%
RECEIPTS AND BALANCE	$52,369,306	$54,546,978	$2,177,672	4.16%
EXPENDITURES				
Salaries & Wages (3.01)	$23,955,063	$24,425,781	$470,718	1.97%
Fringe Benefits (3.02)	9,417,475	10,678,771	1,261,296	13.39%
Purchased Services (3.03)	6,664,131	6,806,946	142,815	2.14%
Supplies & Materials (3.04)	1,464,314	1,508,243	43,929	3.00%
Capital & Equipment (3.05)	102,466	105,540	3,074	3.00%
Other Expenses (3.06 - 5.03)	1,857,790	1,662,480	(195,310)	-10.51%
TOTAL EXPENDITURES (5.05)	$43,461,239	$45,187,761	$1,726,522	3.97%
ENDING CASH BALANCE (7.02)	$8,908,067	$9,359,217	$451,150	5.06%
ENCUMBRANCES (8.01)	$834,971	$600,000	$234,971	
UNENCUMBERED CASH BALANCE	$8,073,096	$8,759,217	$686,121	
RESERVED BALANCES				
Textbook Purchase	$0	$0	$0	
Bus Purchase	$0	$0	$0	
DPIA	$0	$0	$0	
Capital Improvement	$0	$0	$0	
Debt Service	$0	$0	$0	
Budget Reserve	$0	$0	$0	
UNRESERVED FUND BALANCE	$8,073,096	$8,759,217	$686,121	

GENERAL FUND VARIANCE ANALYSIS'

Comparison of Cash Balances

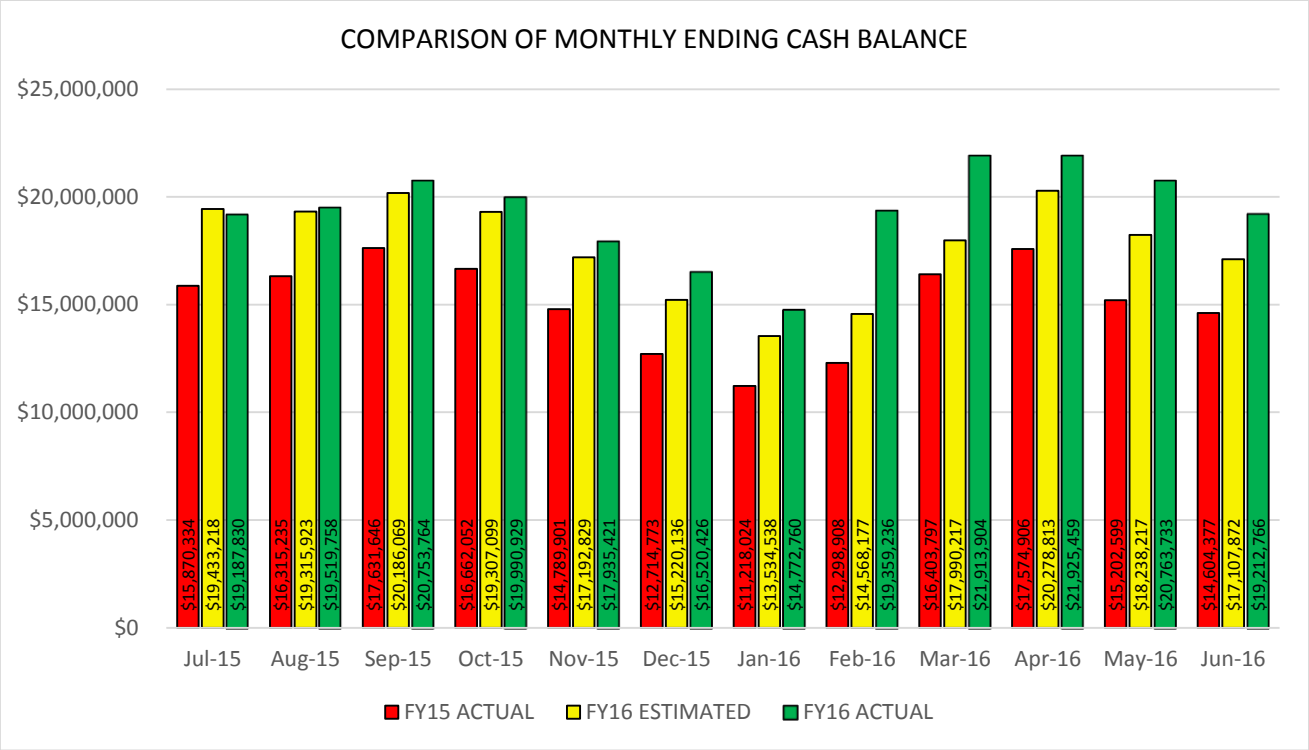

COMPARISON OF CASH BALANCES
June 30, 2016

Actual Cash Balance		$19,212,766
Estimated Cash Balance		$17,107,872
Variance From Estimate	OVER	$2,104,894
Percent Variance From Estimate	OVER	12.30%
Previous Year Cash Balance		$14,604,377

Current Encumbrances	$456,468
Current Unencumbered Cash Balance	$18,756,298
Current Days of Operating Cash (based on Unencumbered Cash Balance)	138.23
Estimated Fiscal Year End Days of Operating Cash	64.49
Minimum General Fund Cash Balance Threshold per Fiscal Policy	36.50
Future Goal for General Fund Cash Balance per Fiscal Policy	73.00

COMMENTS: Cash balance on forecast. Actual cash balance to determine number of days of operating cash.

Additional Note: Cash balance is trended slightly higher than expected for the year due primary to timing of receipts.

Comparison of Monthly and Total Revenue

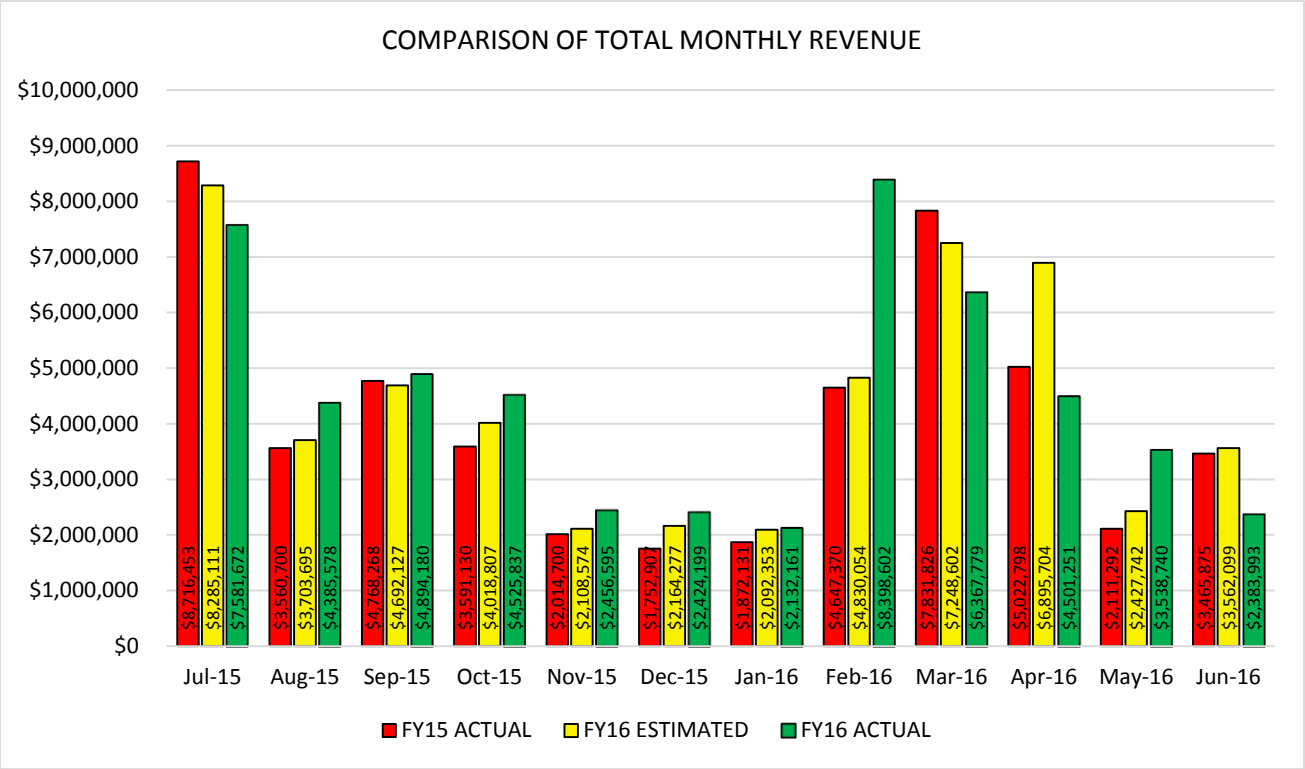

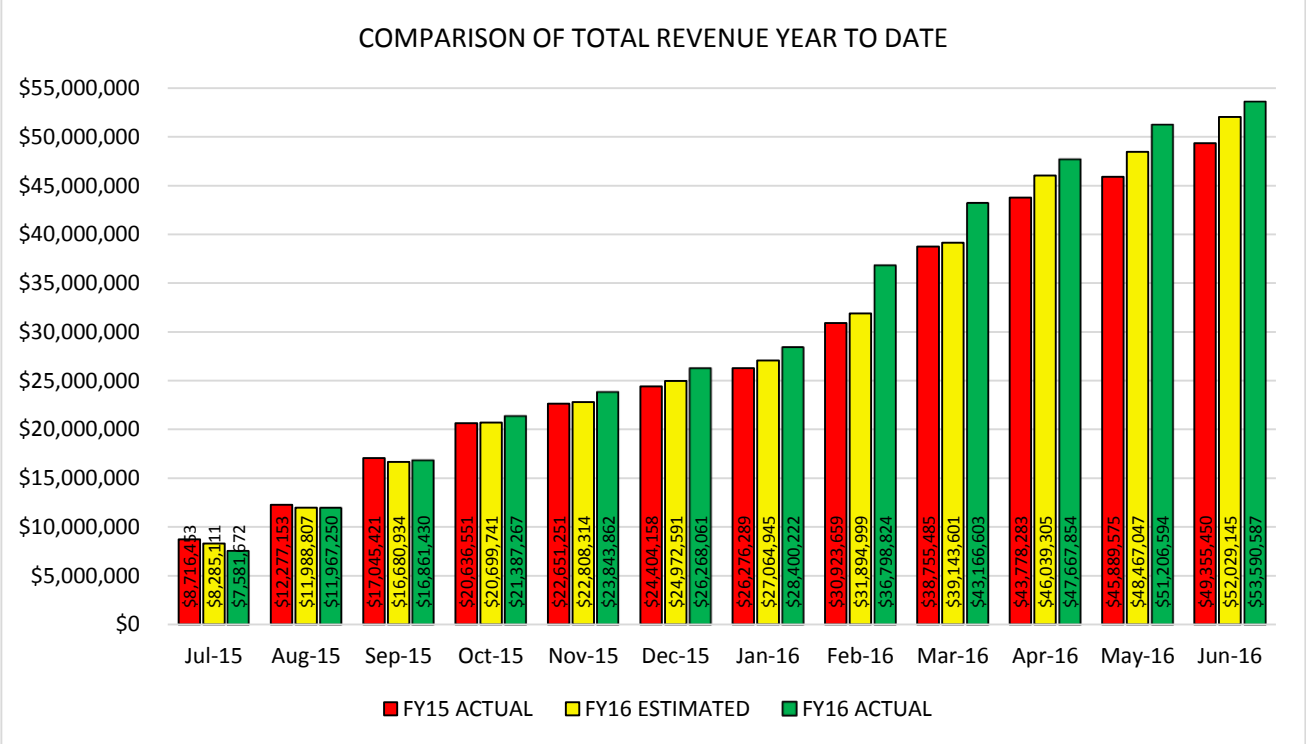

COMPARISON OF TOTAL RECEIPTS
June 30, 2016

		Monthly		Fiscal Year 2015 Year-to-Date
Actual Receipts		$2,383,993		$53,590,587
Estimated Receipts		$3,562,099		$52,029,145
Variance From Estimate	UNDER	($1,178,106)	OVER	$1,561,442
Variance From Estimate	UNDER	-33.07%	OVER	3.00%
Actual Prior Year		$3,465,875		$49,355,450

Total Fiscal Year 2014 Estimate			$52,029,145
Percent Of Total Estimate Received			103.00%
Percent Of Budget Year Completed	**12**	Months	100.00%

COMMENTS: This category consists of all revenues contained within this report.

Additional Note: Total receipts for the month trended slightly more than expected.

Comparison of Monthly and Total Tax Revenue

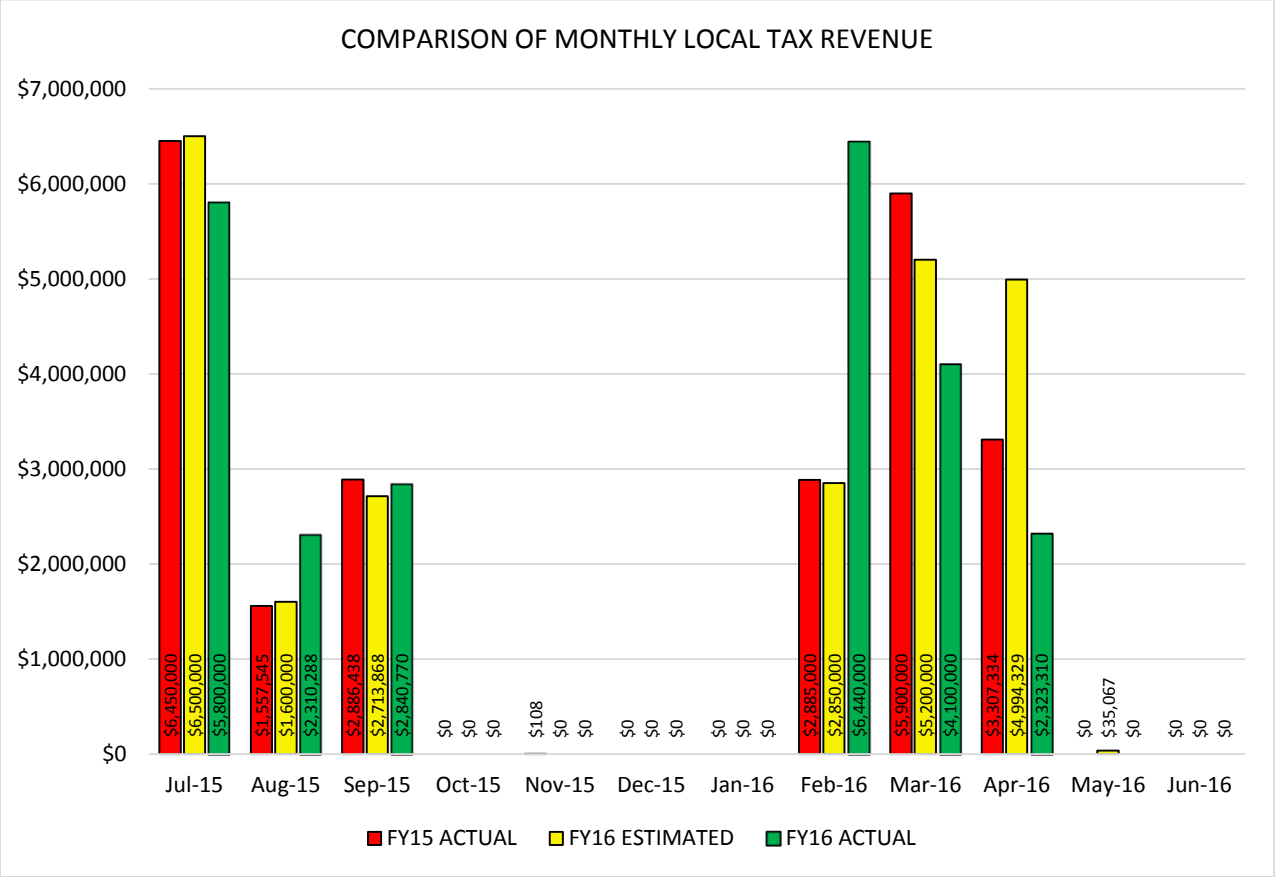

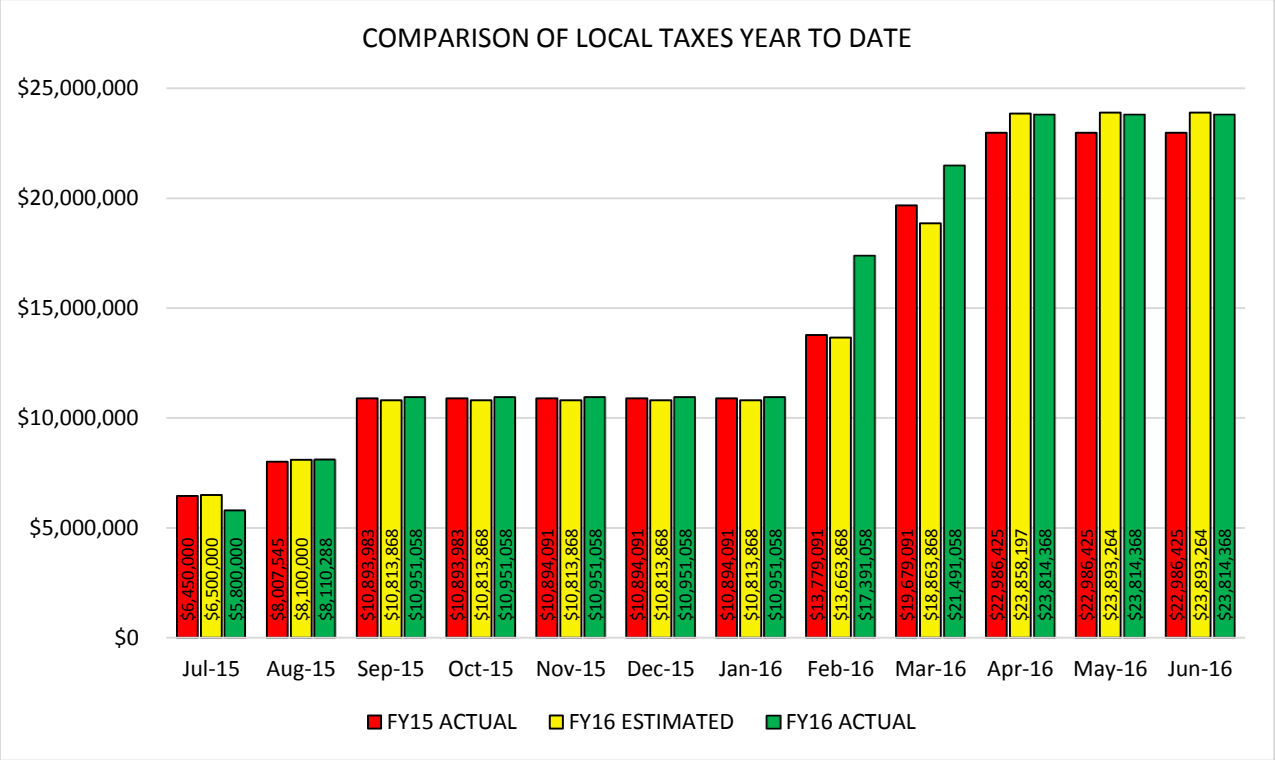

COMPARISON OF LOCAL TAXES
June 30, 2016

		Monthly		Fiscal Year 2015 Year-to-Date
Actual Tax Receipts		$0		$23,814,368
Estimated Tax Receipts		$0		$23,893,264
Variance From Estimate	OVER	$0	UNDER	($78,896)
Variance From Estimate	OVER	#DIV/0!	UNDER	-0.33%
Actual Prior Year		$0		$22,986,425
Total Fiscal Year 2014 Estimate				$23,893,264
Percent Of Total Estimate Received				99.67%
Percent Of Budget Year Completed		**12**	months	100.00%

COMMENTS: This category consists of real and personal property taxes. Real property taxes are received in September and March with advances being available the month prior to settlement. Personal Property taxes are received in October and June.

Additional Note: We received a larger than anticipated February tax advance compared to previous years but ended near expectation.

Comparison of Monthly and Total Rollback Revenue

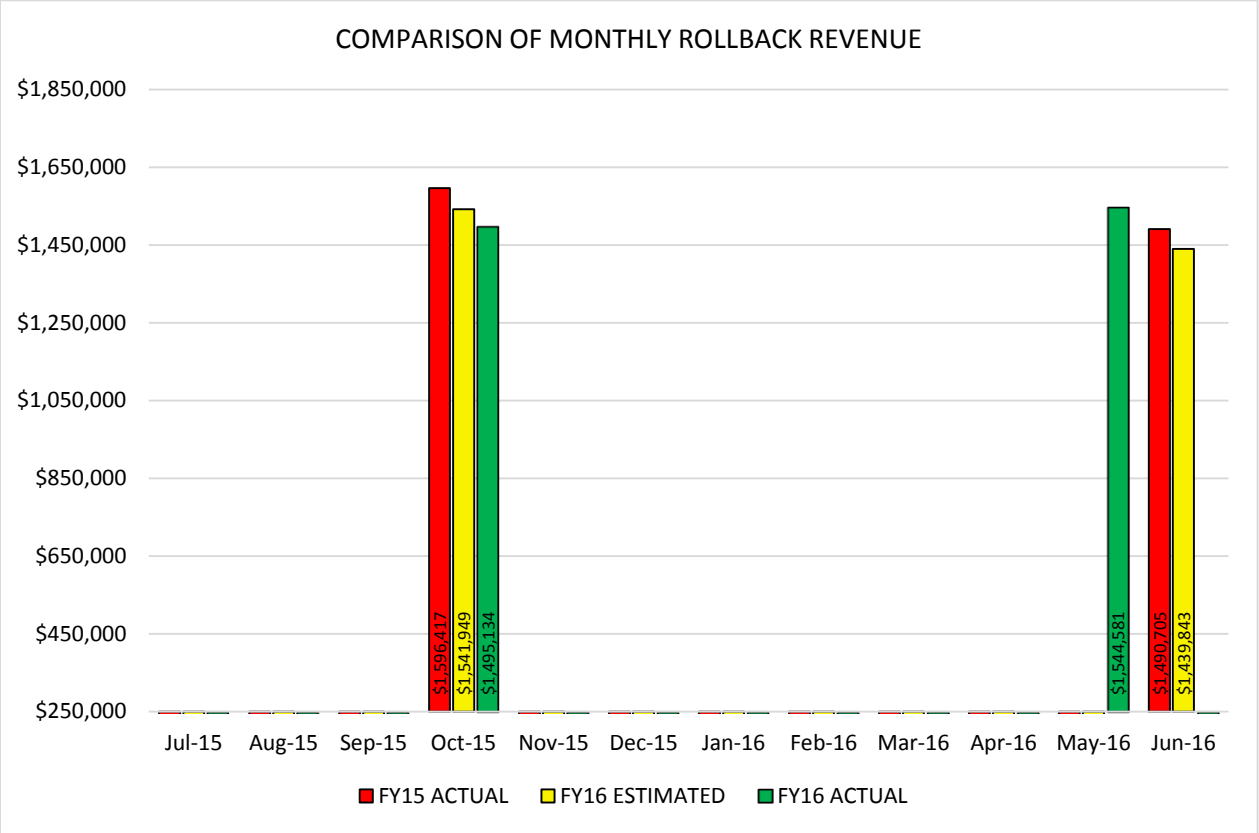

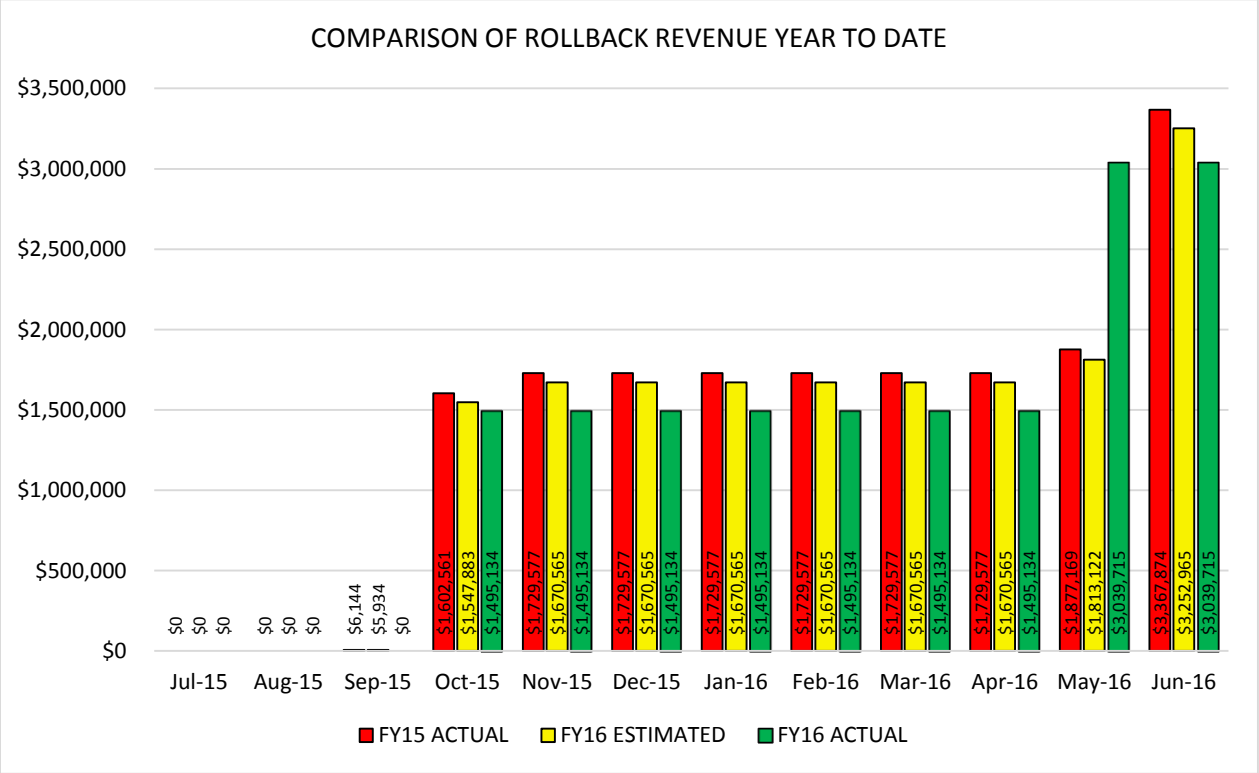

COMPARISON OF STATE ROLLBACK
June 30, 2016

		Monthly		Fiscal Year 2015 Year-to-Date
Actual State Receipts		$1,495,134		$3,039,715
Estimated State Receipts		#N/A		$3,252,965
Variance From Estimate	#N/A	#N/A	UNDER	($213,250)
Variance From Estimate	#N/A	#N/A	UNDER	-6.56%
Actual Prior Year		$1,490,705		$3,367,874
Total Fiscal Year 2014 Estimate				$3,252,965
Percent Of Total Estimate Received				93.44%
Percent Of Budget Year Completed		**12**	months	100.00%

COMMENTS: This category consists of homestead/rollback and $10,000 exemptions received once for the $10,000 exemption.

Additional Note: Trended lower than anticipated due to TPP phase out.

Comparison of Monthly and Total Foundation Revenue

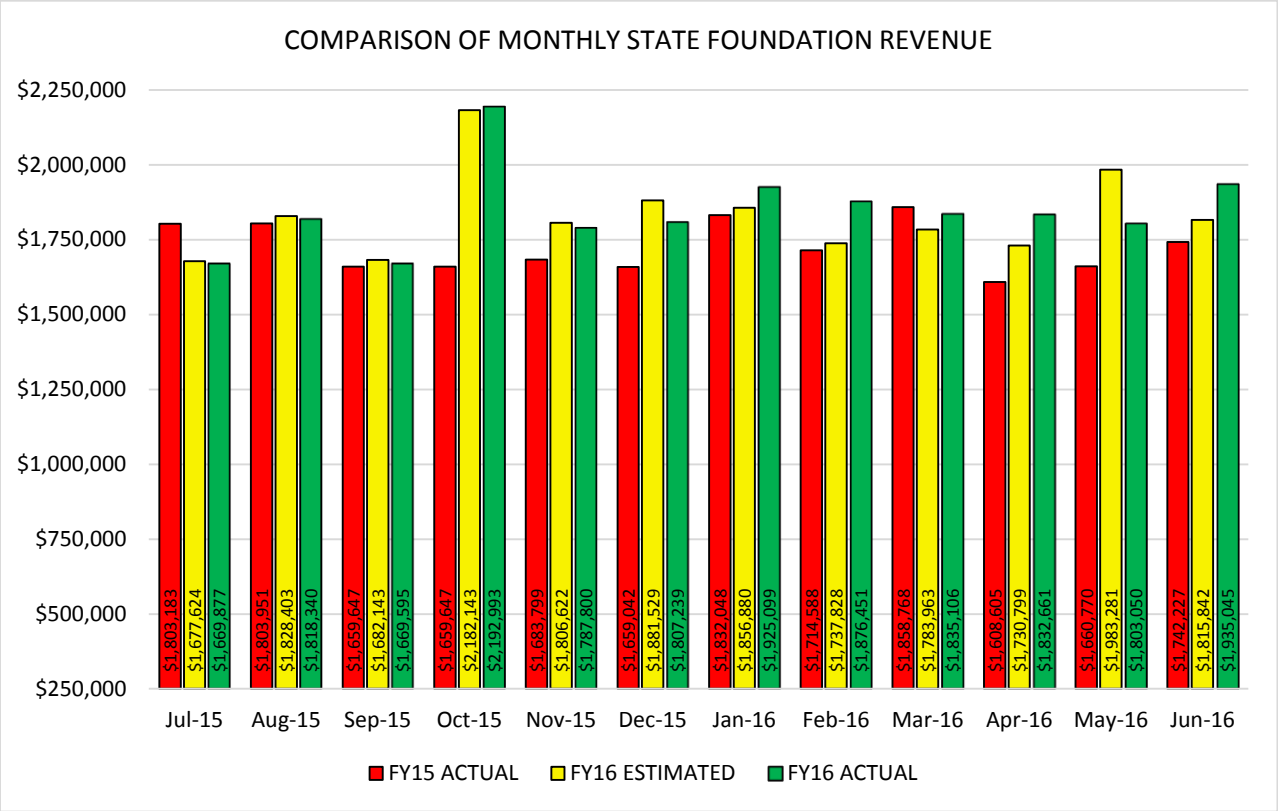

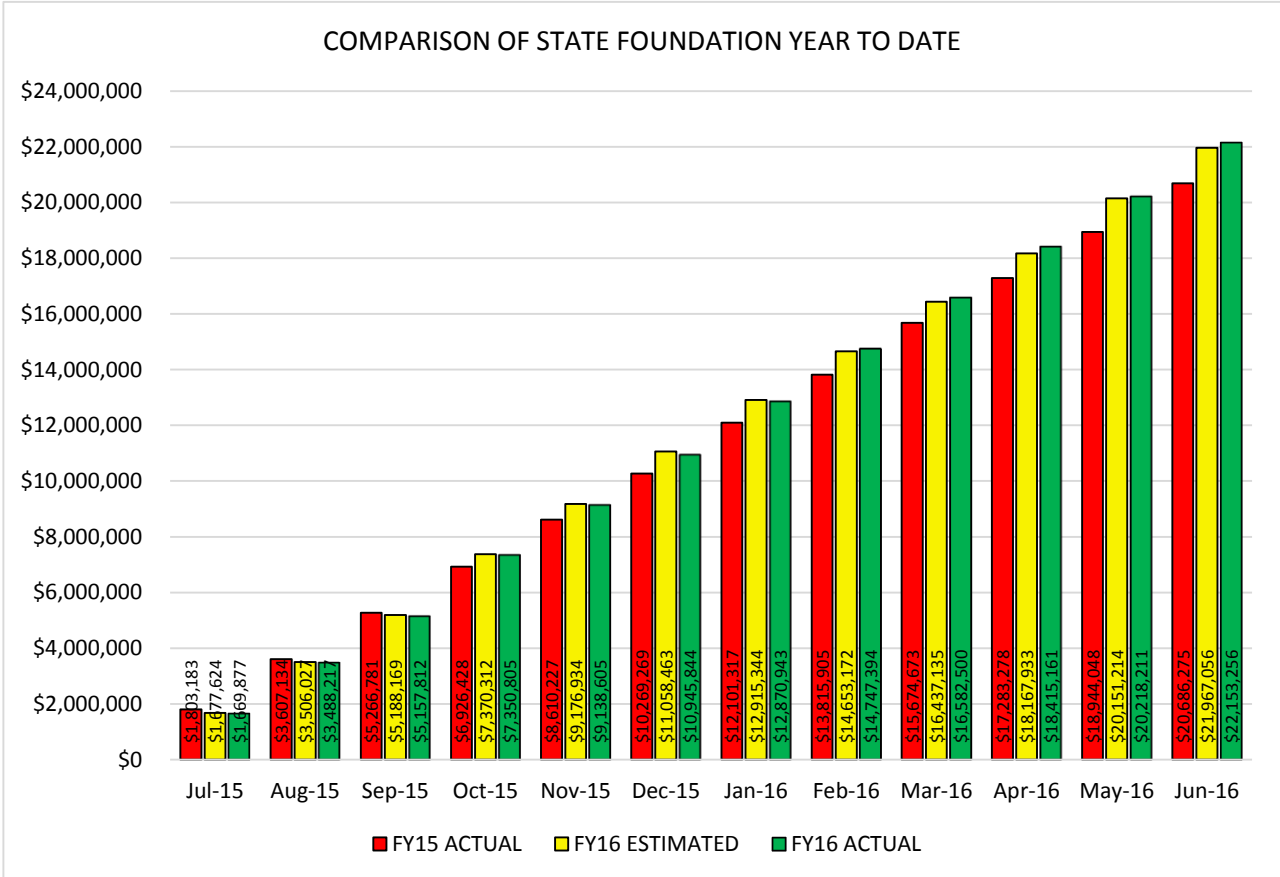

COMPARISON OF STATE FOUNDATION
June 30, 2016

		Monthly		Fiscal Year 2015 Year-to-Date
Actual State Receipts		$1,935,045		$22,153,256
Estimated State Receipts		$1,815,842		$21,967,056
Variance From Estimate	OVER	$119,203	OVER	$186,200
Variance From Estimate	OVER	6.56%	OVER	0.85%
Actual Prior Year		$1,742,227		$20,686,275
Total Fiscal Year 2014 Estimate				$21,967,056
Percent Of Total Estimate Received				100.85%
Percent Of Budget Year Completed		**12**	months	100.00%

COMMENTS: This category consists of unrestricted and restricted state aid.

Additional Note: This line item is trended as anticipated.

Comparison of Monthly and Total Interest Revenue

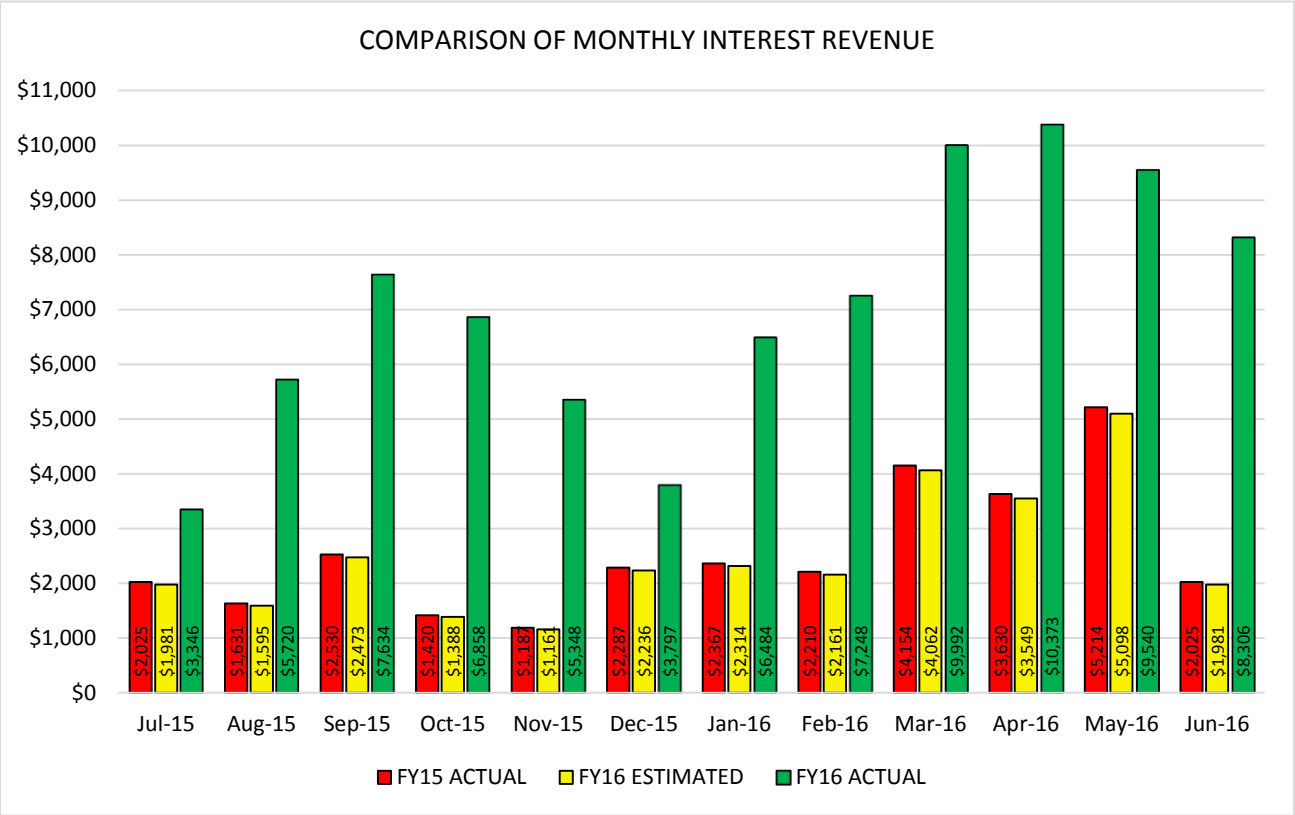

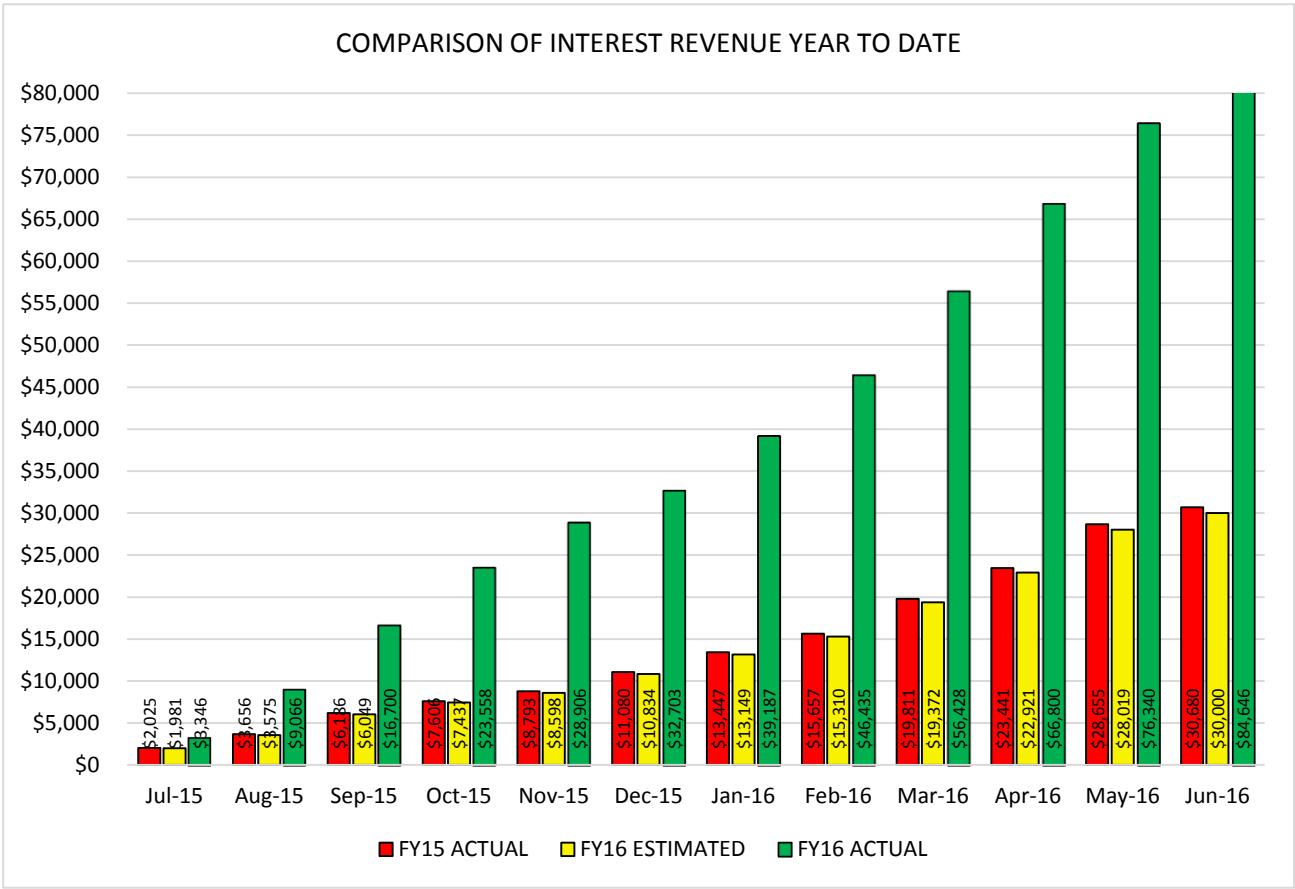

COMPARISON OF INTEREST EARNINGS
June 30, 2016

		Monthly		Fiscal Year 2015 Year-to-Date
Actual Interest Receipts		$8,306		$84,646
Estimated Interest Receipts		$1,981		$30,000
Variance From Estimate	OVER	$6,325	OVER	$54,646
Variance From Estimate	OVER	319.36%	OVER	182.15%
Actual Prior Year		$2,025		$30,680
Total Fiscal Year 2014 Estimate				$30,000
Percent Of Total Estimate Received				282.15%
Percent Of Budget Year Completed		**12**	months	100.00%

COMMENTS: This category consists of investment income. Currently, all interest is posted in the current month of receiving it.

Additional Note: This line item has been very unpredictable due to the relatively poor local, state and national economies but is trended much better than expected due to the improving interest rate environment.

Comparison of Monthly and Total Other Revenue

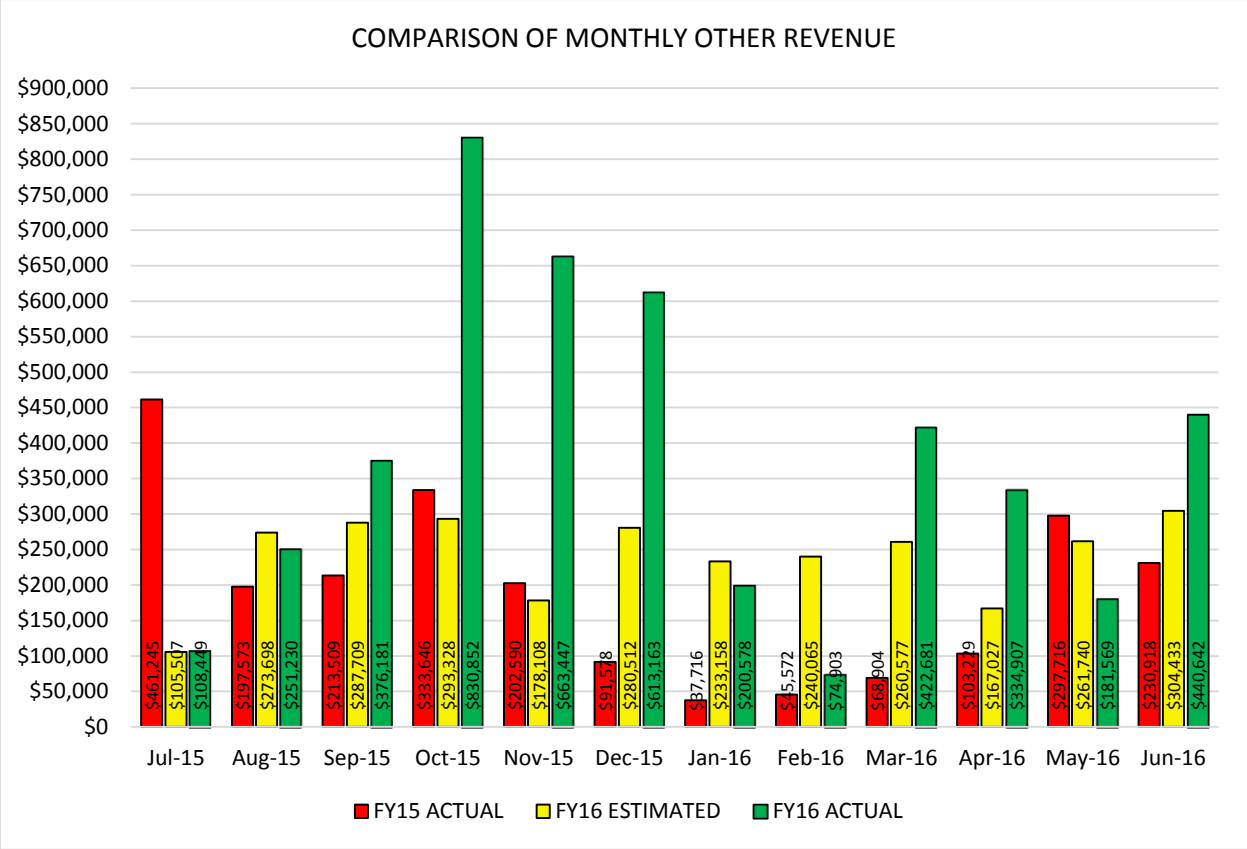

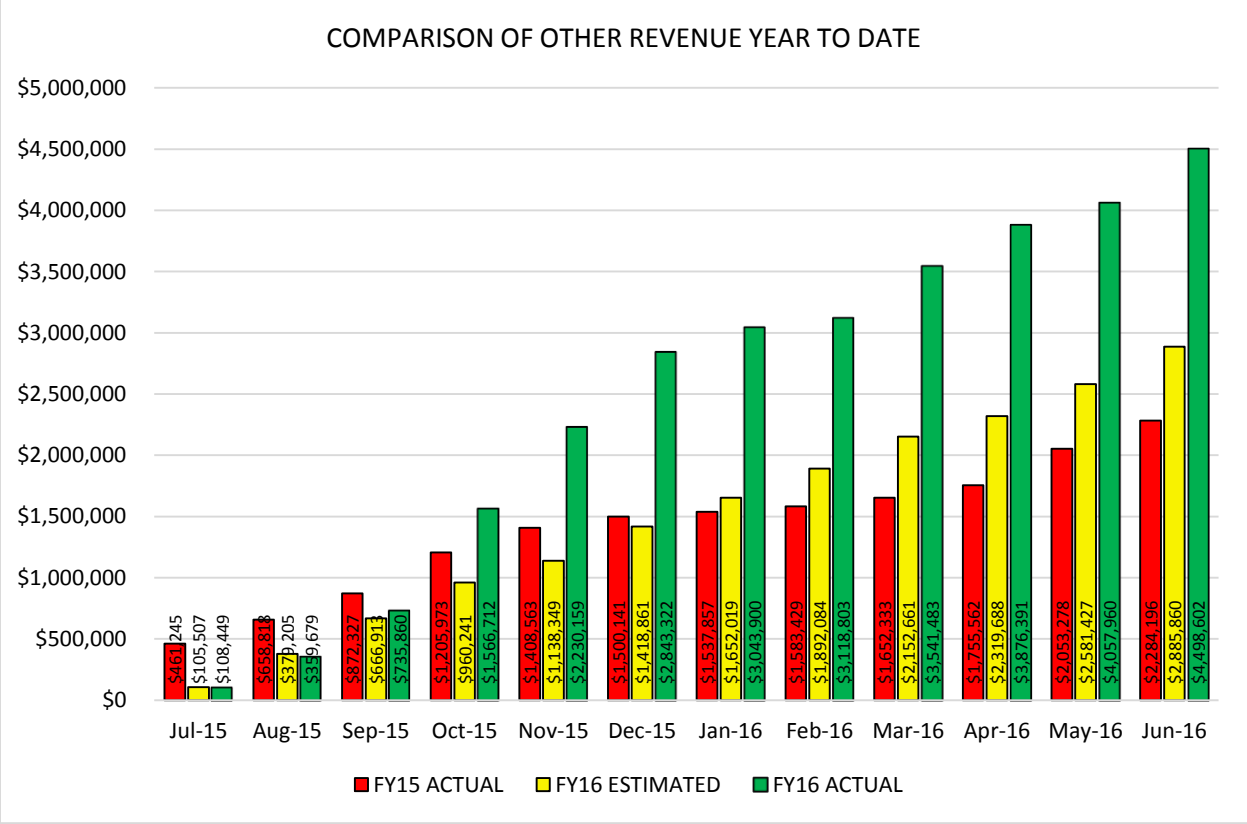

COMPARISON OF OTHER REVENUES
June 30, 2016

		Monthly		Fiscal Year 2015 Year-to-Date
Actual Other Receipts		$440,642		$4,498,602
Estimated Other Receipts		$304,433		$2,885,860
Variance From Estimate	OVER	$136,209	OVER	$1,612,742
Variance From Estimate	OVER	44.74%	OVER	55.88%
Actual Prior Year		$230,918		$2,284,196
Total Fiscal Year 2014 Estimate				$2,885,860
Percent Of Total Estimate Received				155.88%
Percent Of Budget Year Completed		**12**	months	100.00%

COMMENTS: This category consists of advances-in, transfers-in, notes received, other state sources, tuition, rent, sale of assets, and other miscellaneous revenues.

Additional Note: Trended more than anticipated. However, variability is common and expected within this line item due to the need for advances to other funds.

Comparison of Monthly and Total All Expenditures

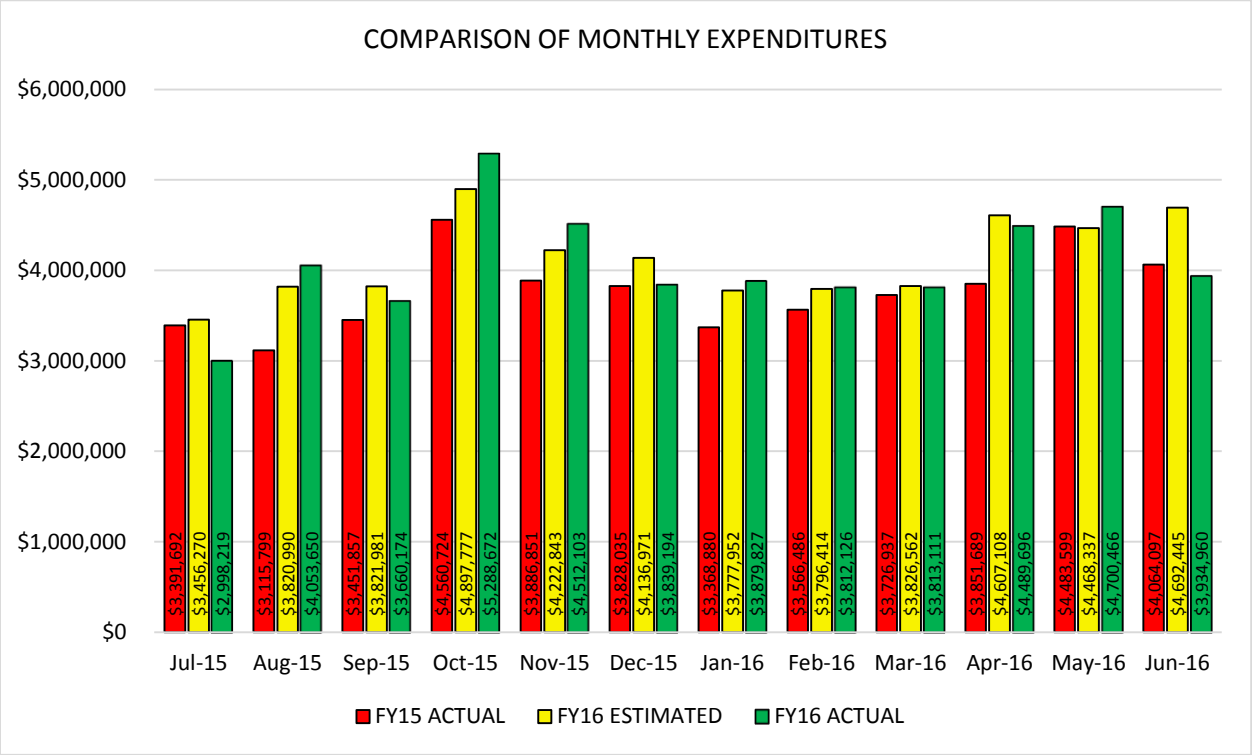

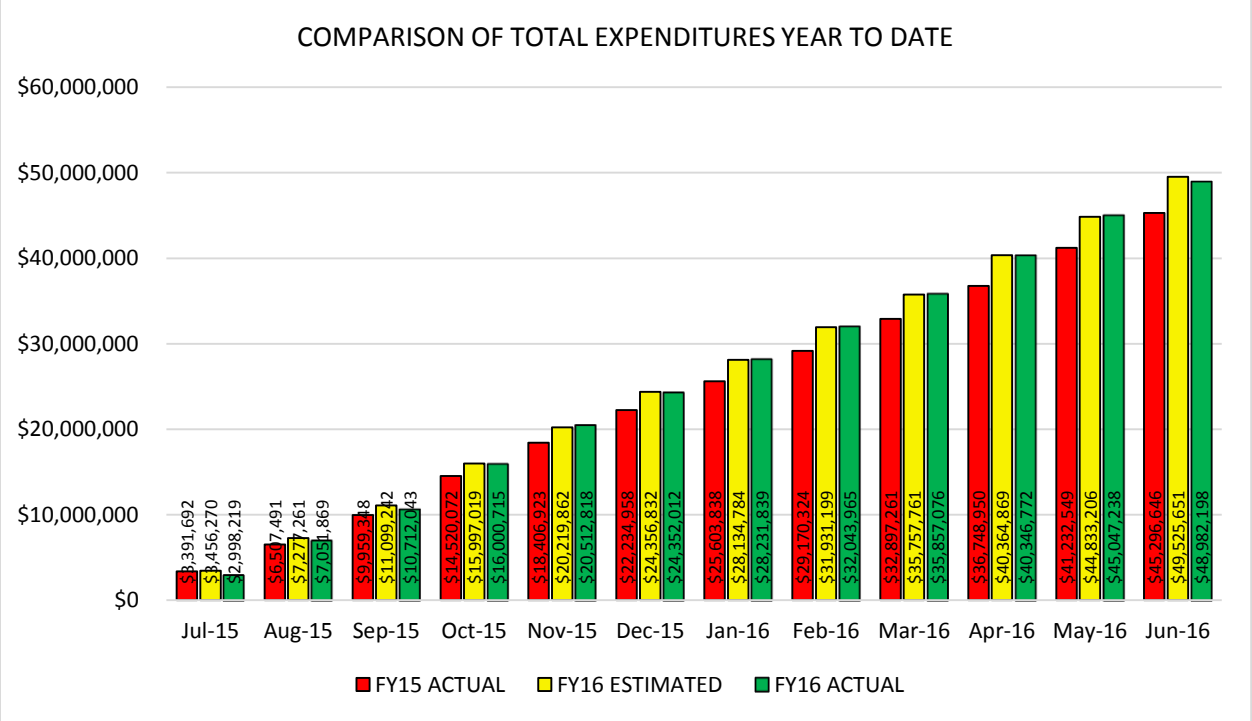

COMPARISON OF TOTAL EXPENDITURES
June 30, 2016

		Monthly		Fiscal Year 2015 Year-to-Date
Actual Expenditures		$3,934,960		$48,982,198
Estimated Expenditures		$4,692,445		$49,525,651
Variance From Estimate	UNDER	($757,485)	UNDER	($543,453)
Variance From Estimate	UNDER	-16.14%	UNDER	-1.10%
Actual Prior Year		$4,064,097		$45,296,646
Total Fiscal Year 2014 Estimate				$49,525,651
Percent Of Total Estimate Spent				98.90%
Percent Of Budget Year Completed		**12**	months	100.00%

COMMENTS: This category consists of all expenditures contained within this report.

Additional Note: Total expenditures trended slightly lower than expected when compared to budget.

Comparison of Monthly and Total Wage Expenditures

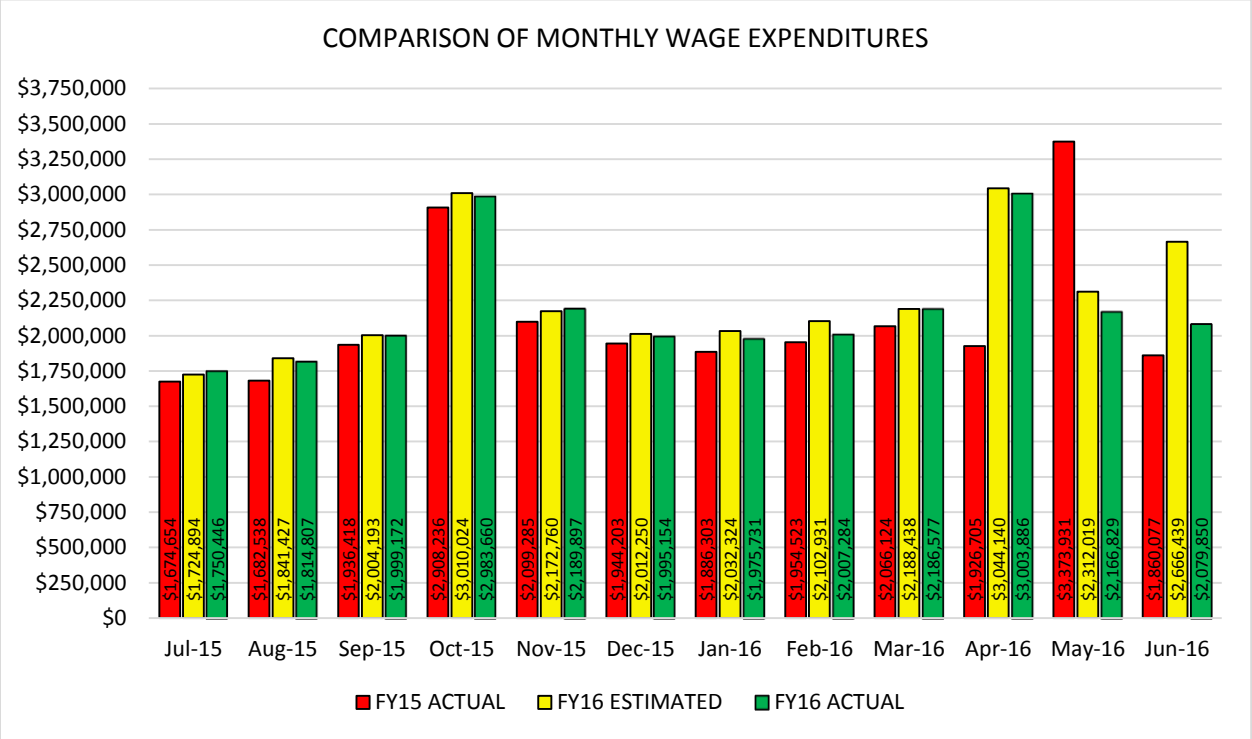

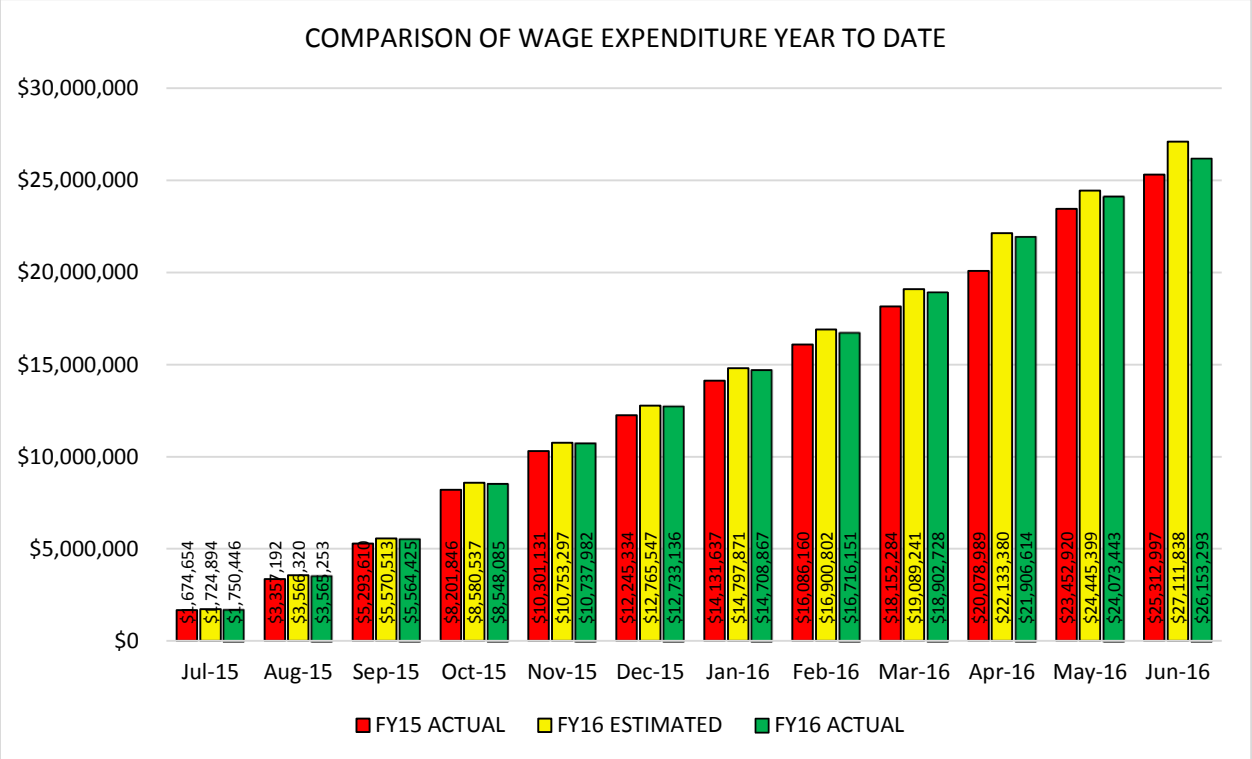

COMPARISON OF WAGE EXPENDITURES
June 30, 2016

		Monthly		Fiscal Year 2015 Year-to-Date
Actual Wage Expenditures		$2,079,850		$26,153,293
Estimated Wage Expenditures		$2,666,439		$27,111,838
Variance From Estimate	UNDER	($586,589)	UNDER	($958,545)
Variance From Estimate	UNDER	-22.00%	UNDER	-3.54%
Actual Prior Year		$1,860,077		$25,312,997
Total Fiscal Year 2014 Estimate				$27,111,838
Percent Of Total Estimate Spent				96.46%
Percent Of Budget Year Completed		**12**	months	100.00%

Percent of Wage Expenditures to Revenues	48.80%
Total Percent of Wages & Fringes to Revenues	67.57%

Percent of Wage Expenditures to Total Expenditures		53.39%
Estimated Wage Expenditures to Total Expenditures		55.35%
	Difference	-1.96%

Total Percent of Wages & Fringes to Expenditures		73.93%
Estimated Percent of Wages & Fringes to Total Expenditures		77.30%
	Difference	-3.37%

COMMENTS: This category consists of regular wages, substitute wages, and supplementals, etc.

Additional Note: Trended lower than anticipated when compared to budget.

Comparison of Monthly and Total Fringe Benefit Expenditures

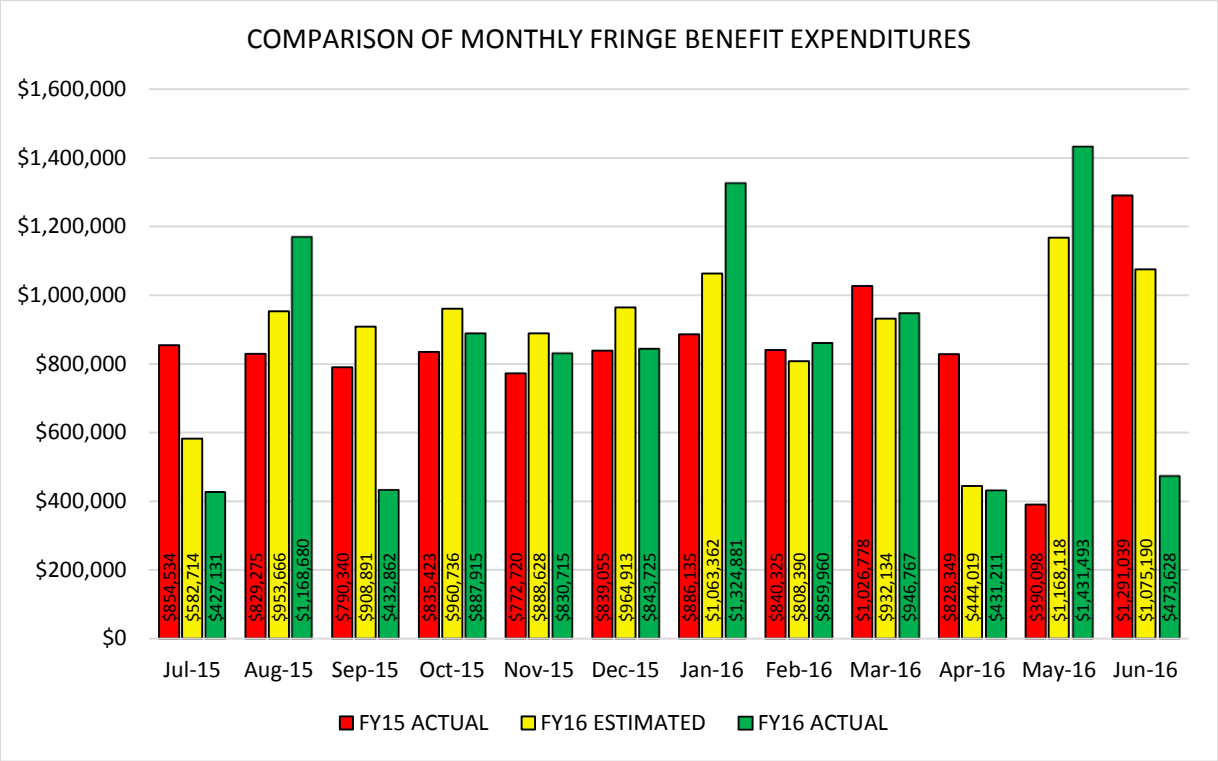

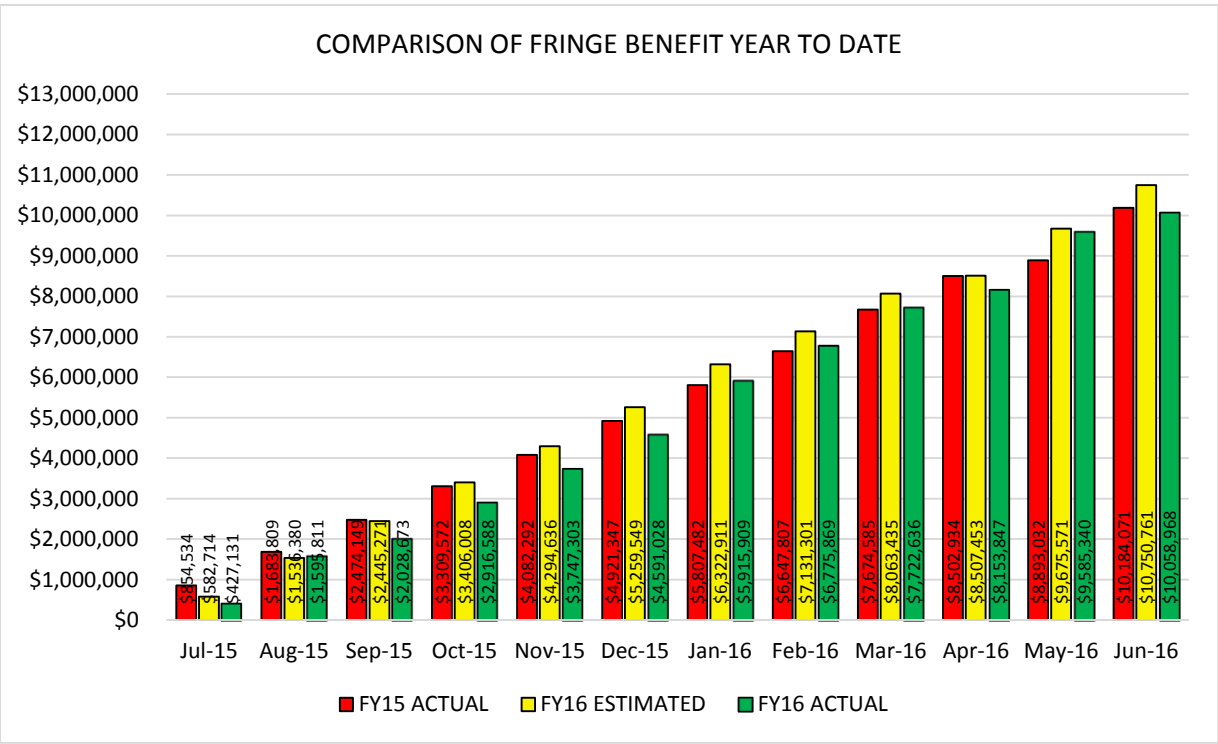

COMPARISON OF FRINGE BENEFIT EXPENDITURES
June 30, 2016

		Monthly		Fiscal Year 2015 Year-to-Date
Actual Fringe Benefit Expenditures		$473,628		$10,058,968
Estimated Fringe Benefit Expenditures		$1,075,190		$10,750,761
Variance From Estimate	UNDER	($601,562)	UNDER	($691,793)
Variance From Estimate	UNDER	-55.95%	UNDER	-6.43%
Actual Prior Year		$1,291,039		$10,184,071
Total Fiscal Year 2014 Estimate				$10,750,761
Percent Of Total Estimate Spent				93.57%
Percent Of Budget Year Completed		**12**	months	100.00%

Percent of Fringe Benefits to Revenues	18.77%
Total Percent of Wages & Fringes to Revenues	67.57%

Percent of Fringe Benefits to Total Expenditures		20.54%
Estimated Fringe Benefits to Total Expenditures		21.95%
	Difference	-1.41%

Total Percent of Wages & Fringes to Expenditures		73.93%
Estimated Percent of Wages & Fringes to Total Expenditures		77.30%
	Difference	-3.37%

COMMENTS: This category consists of employee insurance programs, retirement, Medicare, etc.

Additional Note: Trended lower than originally anticipated.

Comparison of Monthly and Total Purchased Services Expenditures

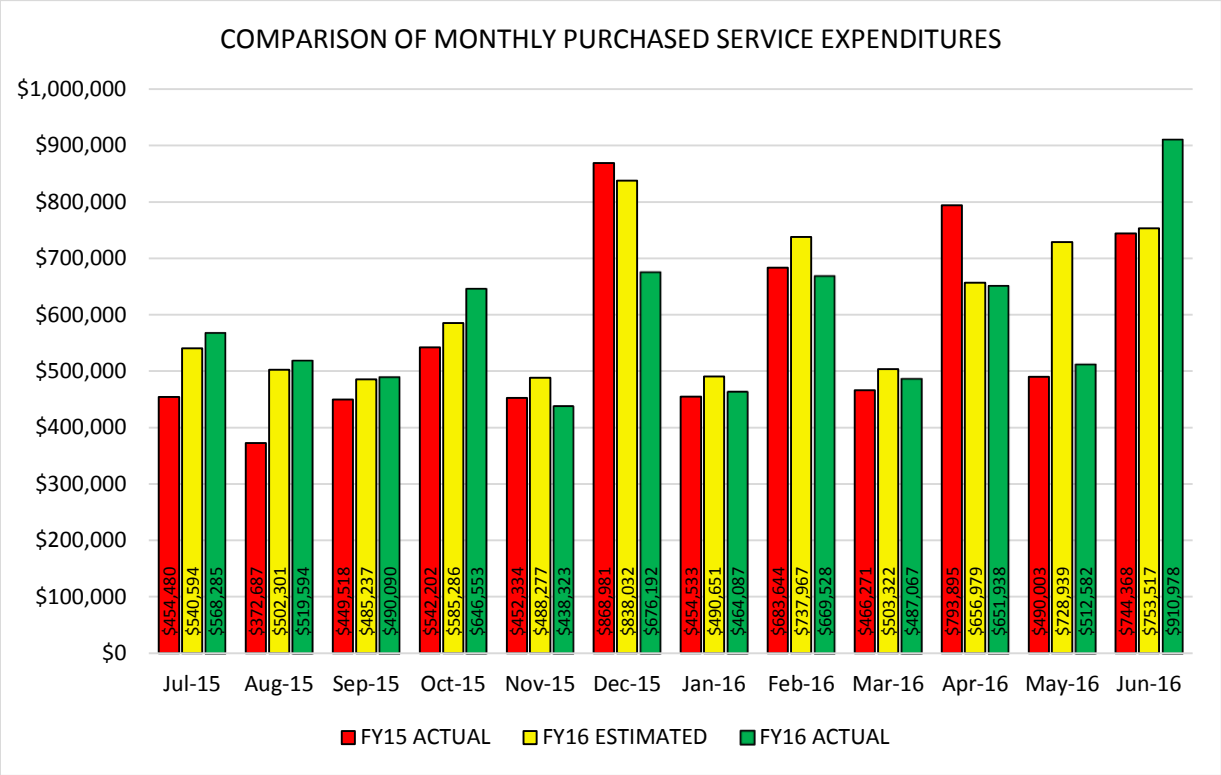

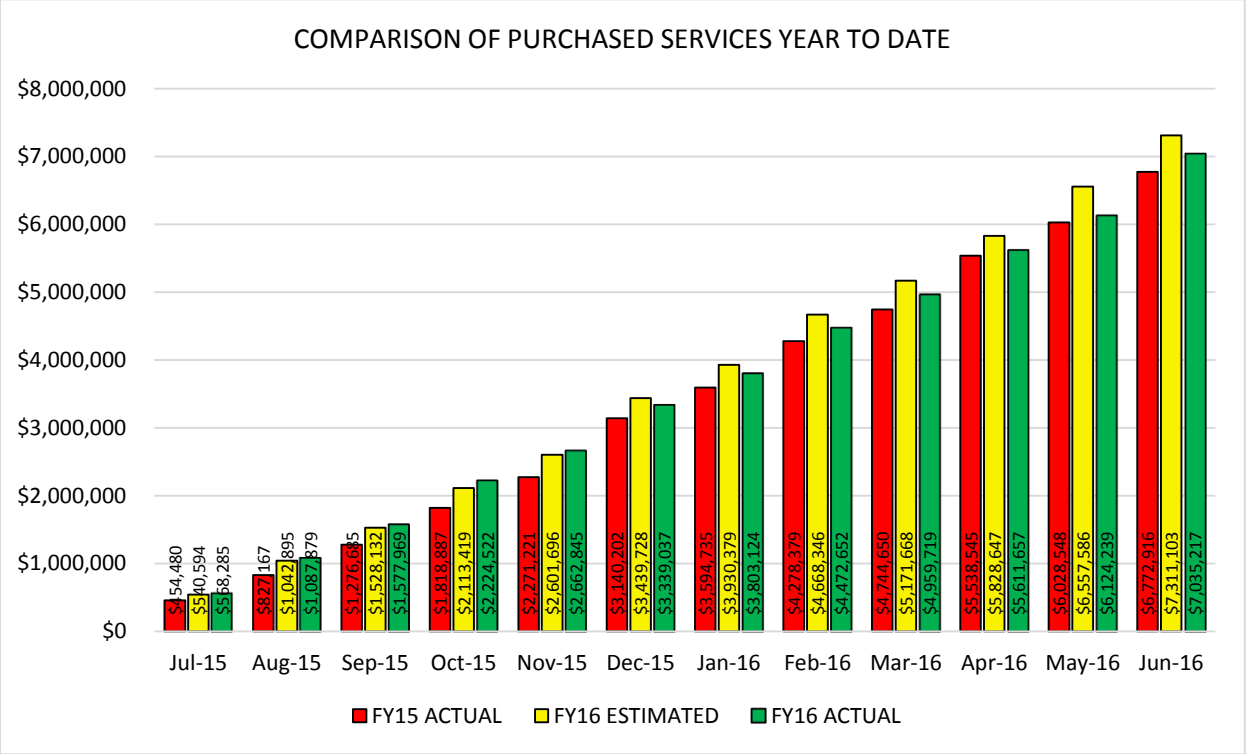

COMPARISON OF PURCHASED SERVICE EXPENDITURES
June 30, 2016

		Monthly		Fiscal Year 2015 Year-to-Date
Actual Service Expenditures		$910,978		$7,035,217
Estimated Service Expenditures		$753,517		$7,311,103
Variance From Estimate	OVER	$157,461	UNDER	($275,886)
Variance From Estimate	OVER	20.90%	UNDER	-3.77%
Actual Prior Year		$744,368		$6,772,916
Total Fiscal Year 2014 Estimate				$7,311,103
Percent Of Total Estimate Spent				96.23%
Percent Of Budget Year Completed		**12**	months	100.00%

COMMENTS: This category consists of contract services, utilities, lease purchase costs, repairs, etc...

Additional Note: Trended lower than anticipated due to timing of expenditures. It is important to note that the Warren County ESC Has changed there billing cycles compared to previous years.

Comparison of Monthly and Total Supplies Expenditures

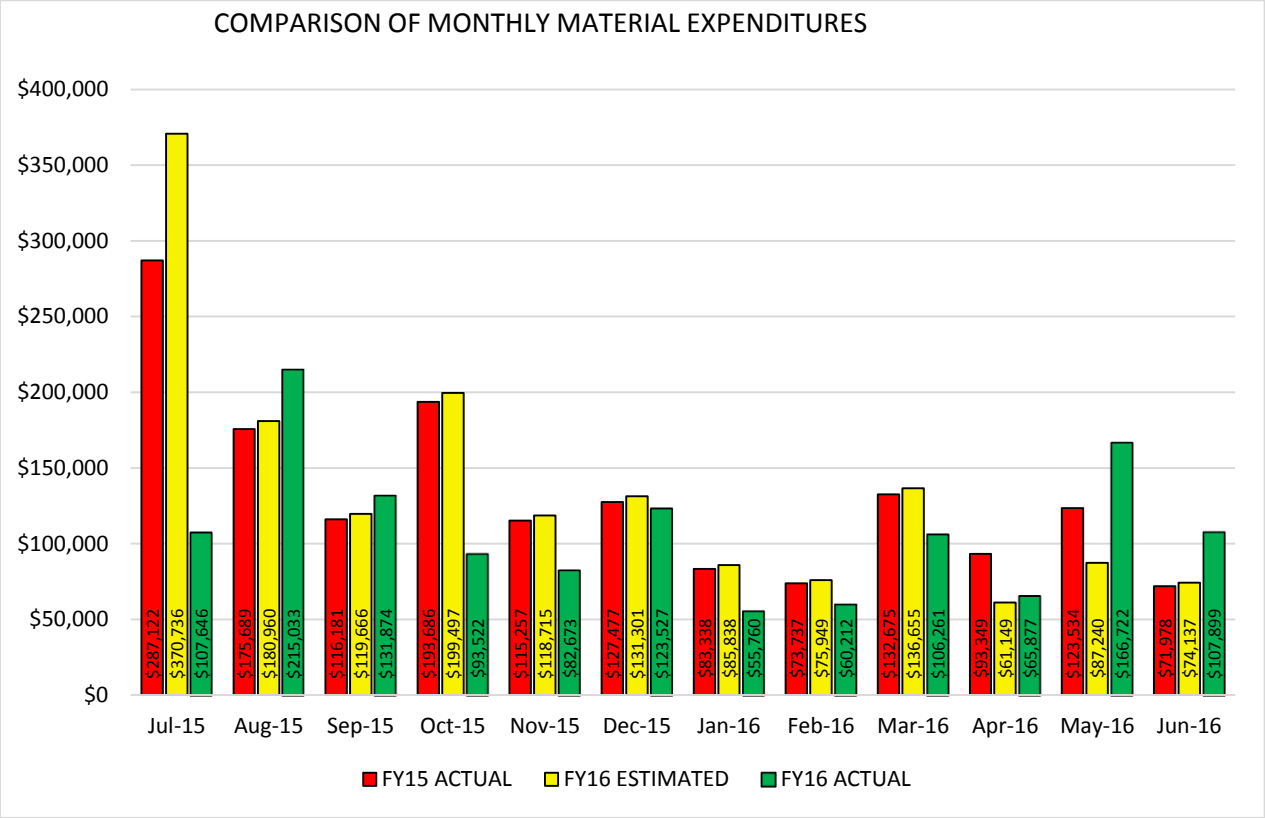

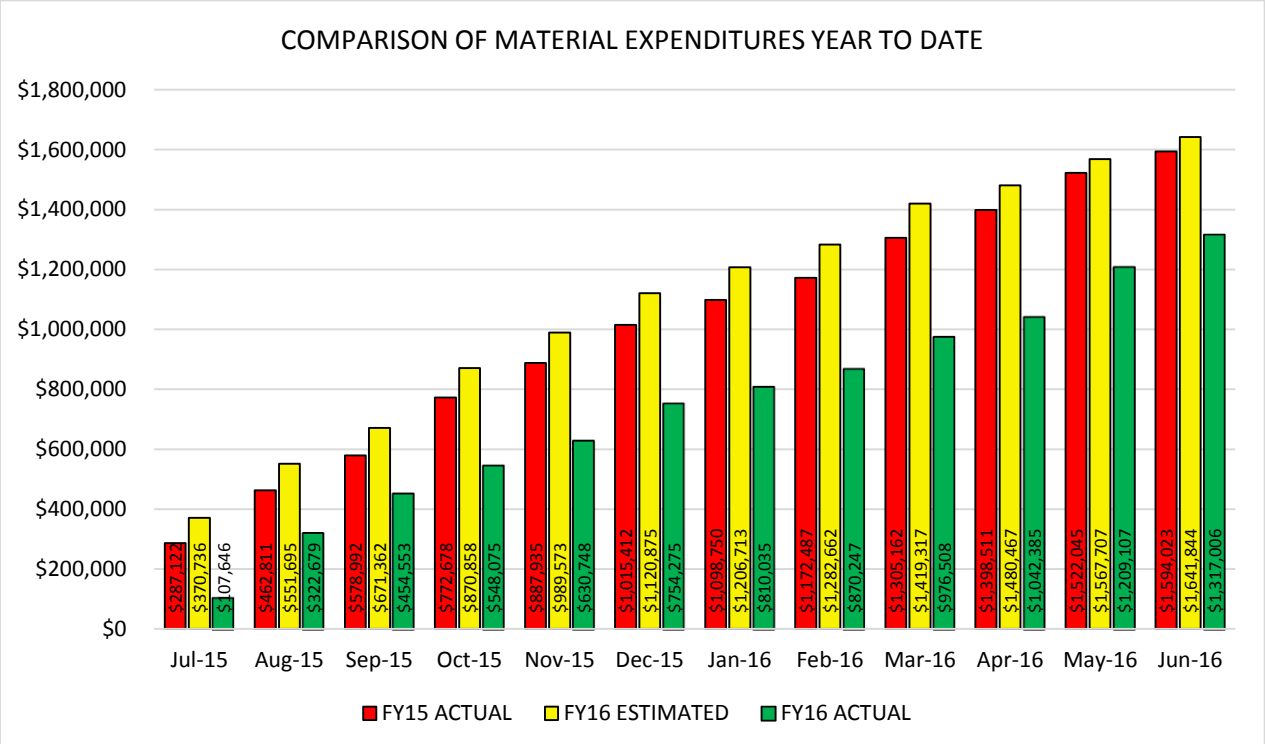

COMPARISON OF SUPPLIES & MATERIAL EXPENDITURES
June 30, 2016

		Monthly		Fiscal Year 2015 Year-to-Date
Actual Material Expenditures		$107,899		$1,317,006
Estimated Material Expenditures		$74,137		$1,641,844
Variance From Estimate	OVER	$33,762	UNDER	($324,838)
Variance From Estimate	OVER	45.54%	UNDER	-19.78%
Actual Prior Year		$71,978		$1,594,023
Total Fiscal Year 2014 Estimate				$1,641,844
Percent Of Total Estimate Spent				80.22%
Percent Of Budget Year Completed		**12**	months	100.00%

COMMENTS: This category consists of office supplies and instructional supplies.

Additional Note: Trended lower than anticipated but it is heavily influenced by timing of the expenditure.

Comparison of Monthly and Total Equipment Expenditures

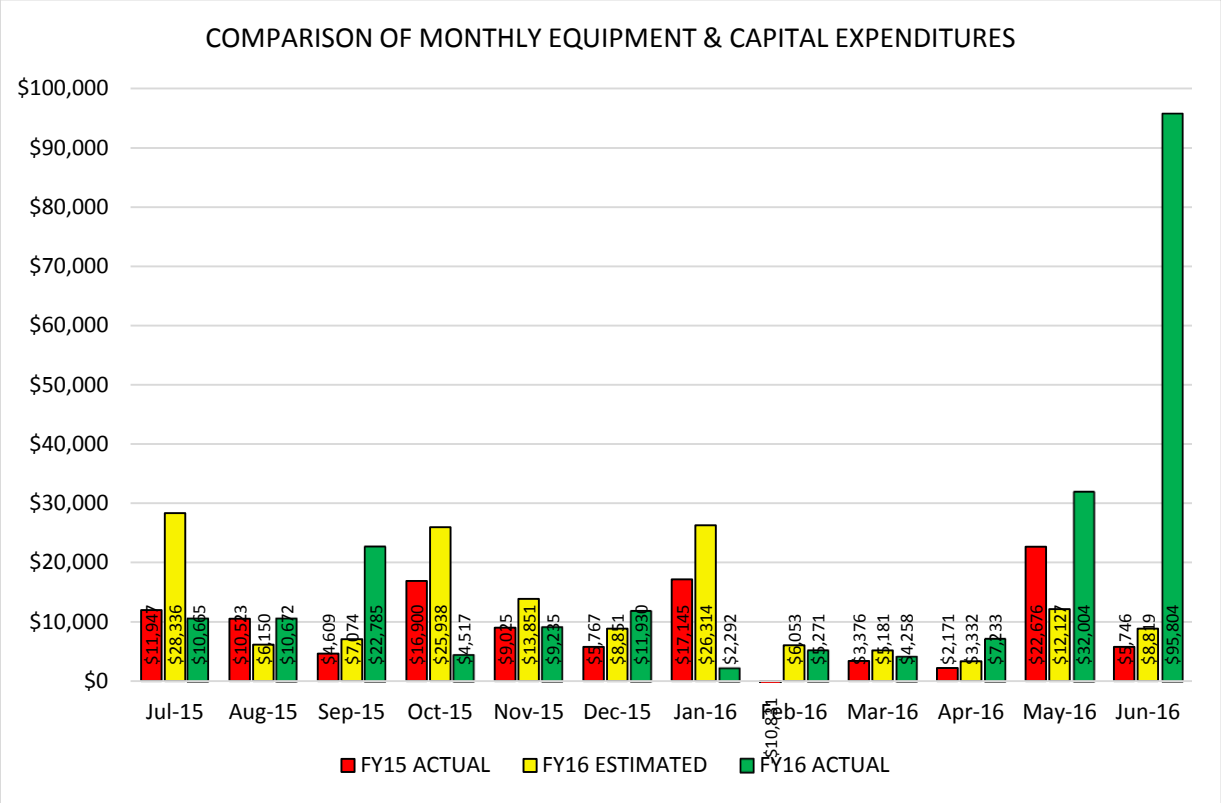

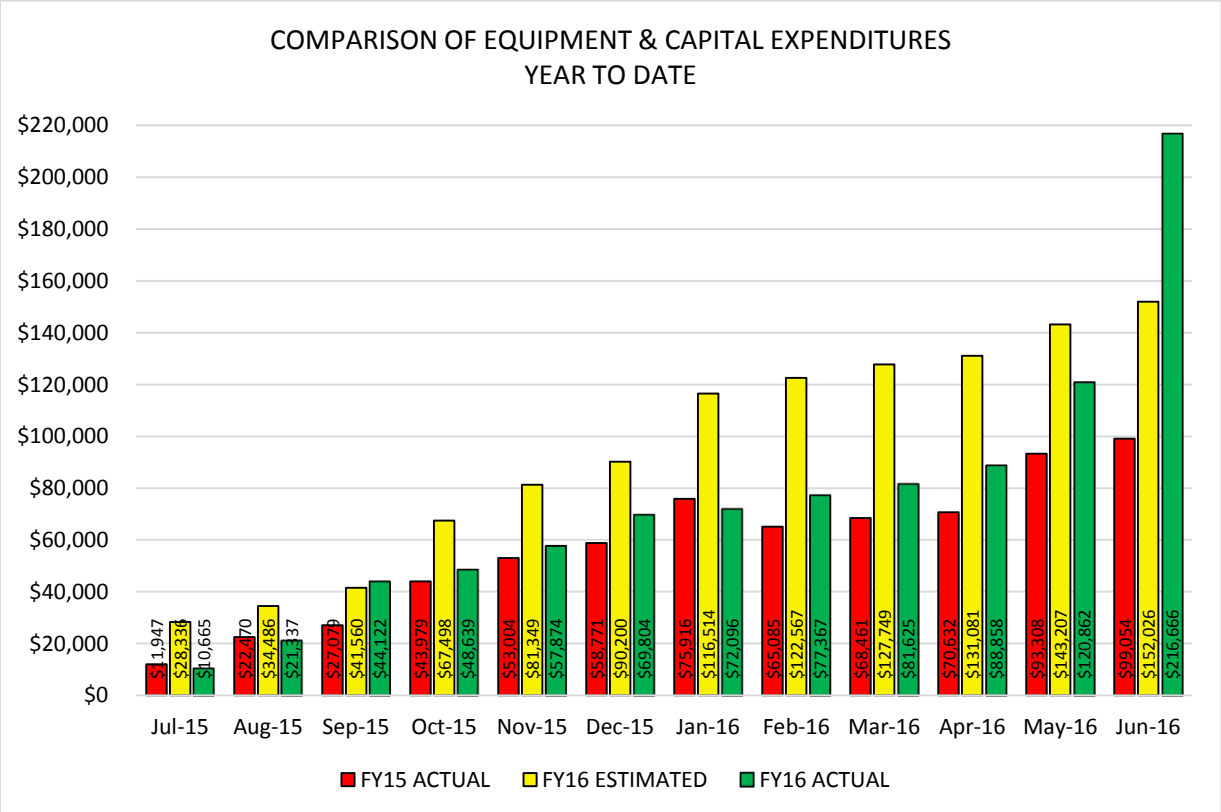

COMPARISON OF EQUIPMENT & CAPITAL EXPENDITURES
June 30, 2016

		Monthly		Fiscal Year 2015 Year-to-Date
Actual Equipment Expenditures		$95,804		$216,666
Estimated Equipment Expenditures		$8,819		$152,026
Variance From Estimate	OVER	$86,985	OVER	$64,640
Variance From Estimate	OVER	986.36%	OVER	42.52%
Actual Prior Year		$5,746		$99,054
Total Fiscal Year 2014 Estimate				$152,026
Percent Of Total Estimate Spent				142.52%
Percent Of Budget Year Completed		**12**	months	100.00%

COMMENTS: This category consists of new and replacement equipment, and capital outlay.

Additional Note: Trended lower than anticipated but is heavily influenced by timing and need.

Comparison of Monthly and Total Other Expenditures

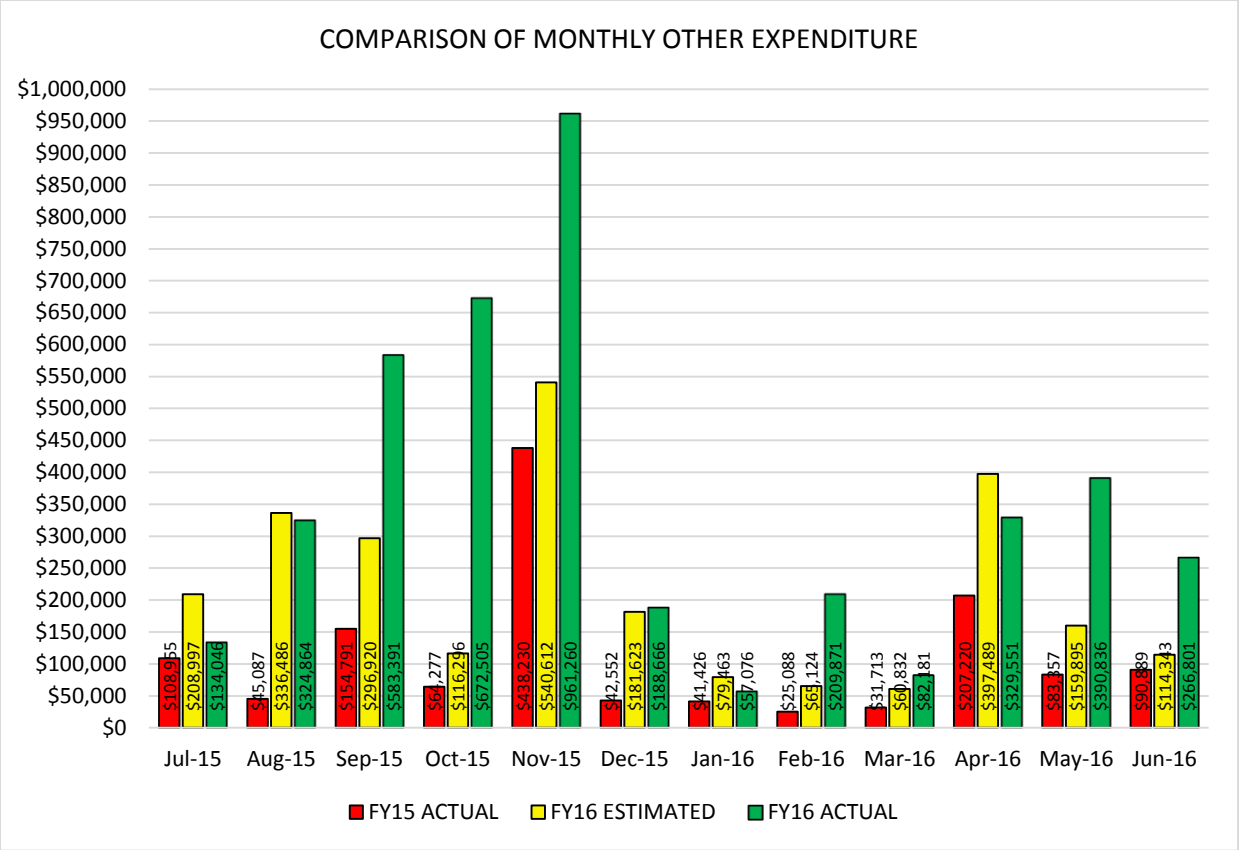

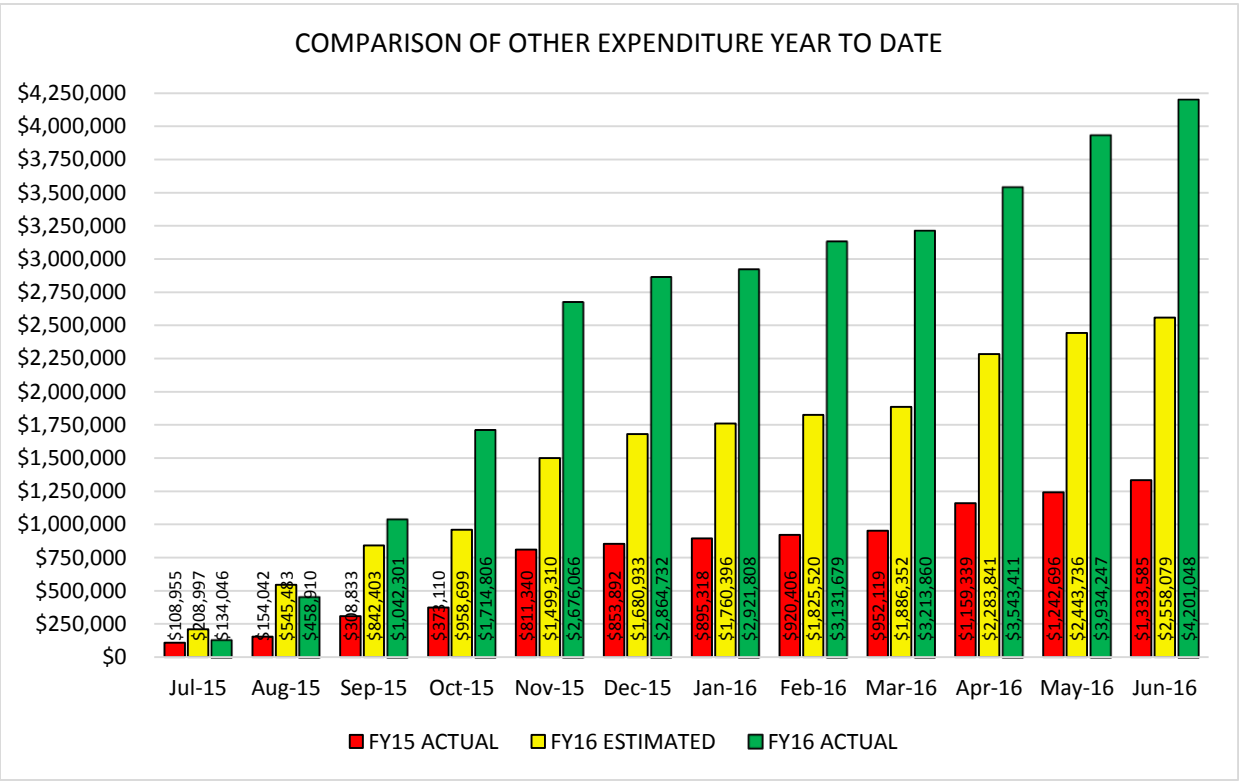

COMPARISON OF ALL OTHER EXPENDITURES
June 30, 2016

		Monthly		Fiscal Year 2015 Year-to-Date
Actual Other Expenditures		$266,801		$4,201,048
Estimated Other Expenditures		$114,343		$2,558,079
Variance From Estimate	OVER	$152,458	OVER	$1,642,969
Variance From Estimate	OVER	133.33%	OVER	64.23%
Actual Prior Year		$90,889		$1,333,585
Total Fiscal Year 2014 Estimate				$2,558,079
Percent Of Total Estimate Spent				164.23%
Percent Of Budget Year Completed		**12**	months	100.00%

COMMENTS: This category consists of advances, transfers, contingencies, auditor/treasurer fees, county board deductions, etc.

Additional Note: Trended higher than anticipated when compared to budget but highly variable due to the need for advances.

FIVE YEAR FORECAST

General Fund Financial 5-year Forecast (May 31, 2016)

LEBANON CITY SCHOOL DISTRICT - - WARREN COUNTY

	Actual	FORECASTED				
Fiscal Year:	2015	2016	2017	2018	2019	2020
Revenue:						
1.010 - General Property Tax (Real Estate)	20,543,087	21,577,637	19,632,556	16,654,829	15,201,383	15,438,985
1.020 - Public Utility Personal Property	2,443,338	2,315,627	2,226,363	2,037,908	1,928,755	1,928,755
1.030 - Income Tax	-	-	-	-	-	-
1.035 - Unrestricted Grants-in-Aid	20,240,221	21,801,654	22,774,311	23,344,283	23,638,781	24,378,368
1.040 - Restricted Grants-in-Aid	446,054	165,402	165,735	166,480	166,179	165,973
1.045 - Restricted Federal Grants - SFSF	-	-	-	-	-	-
1.050 - Property Tax Allocation	3,367,874	3,252,965	3,091,817	2,626,060	2,397,237	2,438,096
1.060 - All Other Operating Revenues	1,253,262	1,290,860	1,329,586	1,369,473	1,410,557	1,452,874
1.070 - Total Revenue	48,293,836	50,404,145	49,220,368	46,199,034	44,742,893	45,803,051
Other Financing Sources:						
2.010 - Proceeds from Sale of Notes	-	-	-	-	-	-
2.020 - State Emergency Loans and Adv	-	-	-	-	-	-
2.040 - Operating Transfers-In	-	-	-	-	-	-
2.050 - Advances-In	731,186	1,600,000	1,600,000	1,600,000	1,600,000	1,600,000
2.060 - All Other Financing Sources	330,428	25,000	25,000	25,000	25,000	25,000
2.070 - Total Other Financing Sources	1,061,614	1,625,000	1,625,000	1,625,000	1,625,000	1,625,000
2.080 - Total Rev & Other Sources	49,355,450	52,029,145	50,845,368	47,824,034	46,367,893	47,428,051
Expenditures:						
3.010 - Personnel Services	25,312,997	27,111,838	28,875,622	30,271,914	31,281,647	32,325,059
3.020 - Employee Benefits	10,184,071	10,750,761	11,711,181	12,676,001	13,648,639	14,707,203
3.030 - Purchased Services	6,772,916	7,311,103	7,640,437	7,969,650	8,208,739	8,455,001
3.040 - Supplies and Materials	1,594,023	1,641,844	1,773,191	1,915,046	2,068,250	2,233,710
3.050 - Capital Outlay	99,054	152,026	156,586	161,284	166,122	171,106
3.060 - Intergovernmental	-	-	-	-	-	-
Debt Service:						
4.010 - Principal-All Years	328,000	-	-	-	-	-
4.020 - Principal - Notes	-	-	-	-	-	-
4.030 - Principal - State Loans	-	-	-	-	-	-
4.040 - Principal - State Advances	-	-	-	-	-	-
4.050 - Principal - HB264 Loan	-	230,000	215,000	235,000	245,000	275,000
4.055 - Principal - Other	-	109,000	114,000	121,000	127,000	135,000
4.060 - Interest and Fiscal Charges	157,457	142,732	134,863	128,516	121,817	119,187
4.300 - Other Objects	460,531	474,347	488,577	503,235	518,332	533,882
4.500 - Total Expenditures	44,909,049	47,923,651	51,109,458	53,981,646	56,385,547	58,955,149
Other Financing Uses						
5.010 - Operating Transfers-Out	-	-	-	-	-	-
5.020 - Advances-Out	387,597	1,600,000	1,600,000	1,600,000	1,600,000	1,600,000
5.030 - All Other Financing Uses	-	2,000	2,000	2,000	2,000	2,000
5.040 - Total Other Financing Uses	387,597	1,602,000	1,602,000	1,602,000	1,602,000	1,602,000
5.050 - Total Exp and Other Financing Uses	45,296,646	49,525,651	52,711,458	55,583,646	57,987,547	60,557,149
6.010 - Excess of Rev Over/(Under) Exp	4,058,804	2,503,495	(1,866,089)	(7,759,613)	########	########
7.010 - Cash Balance July 1 (No Levies)	10,545,482	14,604,286	17,107,781	15,241,691	7,482,079	(4,137,575)
7.020 - Cash Balance June 30 (No Levies)	14,604,286	17,107,781	15,241,691	7,482,079	(4,137,575)	########
8.010 - Estimated Encumbrances June 30	456,468	600,000	600,000	600,000	600,000	600,000
9.080 - Reservations Subtotal	-	-	-	-	-	-
10.010 - Fund Bal June 30 for Cert of App	14,147,818	16,507,781	14,641,691	6,882,079	(4,737,575)	########
Rev from Replacement/Renewal Levies						
11.010 & 11.020 - Income & Property Tax-Renewal		-	1,530,490	5,171,586	7,281,920	7,281,647
11.030 - Cumulative Balance of Levies	-	-	1,530,490	6,702,076	13,983,997	21,265,644
12.010 - Fund Bal June 30 for Cert of Obligations	14,147,818	16,507,781	16,172,181	13,584,155	9,246,421	3,398,971
Revenue from New Levies						
13.010 & 13.020 - Income & Property Tax-New		-	-	-	-	-
13.030 - Cumulative Balance of New Levies	-	-	-	-	-	-
15.010 - Unreserved Fund Balance June 30	14,147,818	16,507,781	16,172,181	13,584,155	9,246,421	3,398,971

SECTION II

Financial Summary of Receipts and Expenditures (all funds)
Receipt Ledger (all funds)
Reduction of Expenditure Ledger (all funds)
Check Register
Reconciliation of FINSUMM TO CHEKPY Report

Financial Summary of Receipts and Expenditures (all funds)

Date: 07/15/2016 LEBANON CITY SCHOOL DISTRICT Page: 1
Time: 11:26 am Financial Report by Fund/SCC (FINSUM)
Monthly Financial Board Report

Fund # Fund Description Begin Balance	MTD Receipts	FYTD Receipts	MTD Expenditures	FYTD Expenditures	Current Fund Balance	Current Encumbrances	Unencumbered Fund Balance	Bank Code
001 0000 General Fund								
14,556,570.25	2,370,829.80	53,456,327.55	3,926,516.94	48,860,683.14	19,152,214.66	1,105,376.79	18,046,837.87	L
001 9415 FY15								
31,162.37	0.00	0.00	49.96	29,195.06	1,967.31	1,953.36	13.95	L
001 9416 Career Tech Funds FY16								
0.00	6,335.03	61,038.93	1,565.77	3,905.79	57,133.14	1,125.21	56,007.93	L
001 9800 Summer School								
16,548.24	6,827.59	73,219.59	6,827.59	89,767.83	0.00	0.00	0.00	L
002 0000 Bond Retirement Fund								
4,258,449.16	734.96	10,478,887.47	0.00	9,354,433.10	5,382,903.53	0.00	5,382,903.53	L
003 9008 Lebanon Athletic Facilities Improvements								
172,266.27	84.55	25,866.92	0.00	0.00	198,133.19	0.00	198,133.19	L
003 9099 Capital Projects Fund								
1,551,456.71	206.80	1,337,116.18	34,131.20	1,640,982.83	1,247,590.06	207,445.28	1,040,144.78	L
004 9000 Building Fund								
43,647.87	18.71	191.82	0.00	0.00	43,839.69	0.00	43,839.69	L
004 9001 Energy Conservation Fund								
9,994.32	0.00	0.00	0.00	0.00	9,994.32	0.00	9,994.32	L
004 9002 2013 Building Fund LFI								
2,403,322.78	0.00	2,500,000.00	9,463.54	3,388,383.73	1,514,939.05	723,398.83	791,540.22	L
004 9003 Building Fund/LFI Interest								
6,128.36	477.16	6,868.18	0.00	0.00	12,996.54	0.00	12,996.54	L
006 0000 Cafeteria Fund								
1,056,223.47	130,095.49	1,348,194.87	66,108.63	1,390,060.39	1,014,357.95	45,340.36	969,017.59	L
007 9000 Herb Gardner Expendable Trust Fund								
961.33	1.17	7.10	0.00	0.00	968.43	0.00	968.43	L
007 9002 Coca-Cola Scholarship Fund								
1,927.81	0.01	6.16	928.00	1,928.00	5.97	0.00	5.97	S
007 9003 Lebanon CSD Administration Scholarship Fund								
23.19	555.74	1,289.16	500.00	700.00	612.35	0.00	612.35	S
007 9006 Dennis Barr Jeffery Memorial Scholarship Fund								
21.84	0.03	200.73	200.00	200.00	22.57	0.00	22.57	S

Fund # Fund Description Begin Balance	MTD Receipts	FYTD Receipts	MTD Expenditures	FYTD Expenditures	Current Fund Balance	Current Encumbrances	Unencumbered Fund Balance	Bank Code
007 9007 Audrey Aileen Kite Scholarship Fund								
2,146.97	2.06	65.55	500.00	500.00	1,712.52	0.00	1,712.52	S
007 9009 Jarod Bennett Memorial Fund								
448.43	0.54	3.32	0.00	0.00	451.75	0.00	451.75	S
007 9013 Donald L. Palmer Scholarship Fund								
10,700.93	11.75	74.89	500.00	1,000.00	9,775.82	0.00	9,775.82	S
007 9014 Jerry Michael Scholarship								
0.65	0.00	0.00	0.00	0.00	0.65	0.00	0.65	L
007 9015 Al Russell Memorial Scholarship Trust Fund								
5,481.94	2.53	17.64	0.00	0.00	5,499.58	0.00	5,499.58	S
007 9016 Unclaimed Monies Fund								
0.00	0.00	3,764.66	0.00	3,764.66	0.00	0.00	0.00	
007 9100 Molly McCool Memorial Scholarship Fund								
1,632.83	1.38	11.48	500.00	500.00	1,144.31	0.00	1,144.31	S
007 9101 Rosalee Satchell/Domino's Pizza Scholar. Fund								
10,479.09	6.20	43.30	500.00	500.00	10,022.39	0.00	10,022.39	S
008 0000 Louisa Jurey Wright Scholarship Fund								
16,999.32	0.00	150.23	500.00	500.00	16,649.55	0.00	16,649.55	H
008 9001 Michael Rourke Scholarship Fund								
3,000.45	1.42	9.92	0.00	0.00	3,010.37	0.00	3,010.37	J
008 9002 Friends of Academics Scholarship Fund								
102,042.62	543.49	2,267.45	1,400.00	2,400.00	101,910.07	200.00	101,710.07	P
008 9004 Ron LePeber Memorial Scholarship Fund								
6,306.55	4.47	4,131.18	1,000.00	1,000.00	9,437.73	0.00	9,437.73	S
009 9003 Louisa Wright USS Fund								
3,488.30	0.00	17.50	3,505.80	3,505.80	0.00	0.00	0.00	L
009 9004 LJHS USS Fund								
8,447.91	139.00	39,064.82	0.00	32,272.38	15,240.35	1,332.75	13,907.60	L
009 9005 LHS USS Fund								
94,850.87	833.25	175,560.82	49,707.04	163,968.64	106,443.05	8,201.44	98,241.61	L
009 9006 Bowman USS Fund								
1,982.77	3,419.80	66,577.32	1,244.41	63,209.67	5,350.42	0.00	5,350.42	L

Fund # Fund Description Begin Balance	MTD Receipts	FYTD Receipts	MTD Expenditures	FYTD Expenditures	Current Fund Balance	Current Encumbrances	Unencumbered Fund Balance	Bank Code
009 9007 Berry USS Fund								
7,331.43	12,323.15	50,971.16	65.87	37,763.84	20,538.75	0.00	20,538.75	L
009 9008 Donovan USS Fund								
7,496.00	28.00	28,383.01	7.78	19,758.58	16,120.43	3.93	16,116.50	L
009 9009 Art USS Fund								
7,512.17	164.00	27,754.06	0.00	30,873.89	4,392.34	0.00	4,392.34	L
010 9000 Classroom Facilities Project State Share								
14,699,440.46	4,812,185.50	15,257,048.50	1,911,609.02	18,943,210.89	11,013,278.07	9,449,889.42	1,563,388.65	L
010 9001 Classroom Facilities Project Local Share								
22,949,901.25	0.00	24,565,000.00	1,055,806.42	35,584,964.93	11,929,936.32	5,219,380.36	6,710,555.96	L
010 9900 Classroom Facilities State Share/Interest								
18,390.08	3,468.86	39,730.19	0.00	0.00	58,120.27	0.00	58,120.27	L
010 9901 Classroom Facilities Local Share/Interest								
59,776.46	3,757.58	67,164.45	0.00	0.00	126,940.91	0.00	126,940.91	L
018 9000 LJHS Neediest Kids of All								
326.33	0.00	400.00	0.00	249.63	476.70	0.00	476.70	L
018 9001 Bowman Needist Kids of All Fund								
3.36	0.00	1,205.88	0.00	1,190.26	18.98	0.00	18.98	L
018 9003 Donovan Neediest Kids of All Fund								
514.09	0.00	0.00	0.00	0.00	514.09	0.00	514.09	L
018 9004 Lousia Wright Neediest Kids of All Fund								
105.88	0.00	0.00	0.00	105.88	0.00	0.00	0.00	L
018 9005 Berry Neediest Kids of All Fund								
32.12	0.00	200.00	0.00	196.95	35.17	0.00	35.17	L
018 9007 LJHS Teacher's Lounge Fund								
1,024.97	50.61	742.01	0.00	1,278.79	488.19	0.00	488.19	L
018 9009 LHS Media Center Fund								
35.27	0.00	0.00	0.00	0.00	35.27	0.00	35.27	L
018 9010 Transportation Department's Lounge Fund								
146.67	97.04	1,724.16	98.73	1,046.80	824.03	0.00	824.03	L
018 9011 Donovan Media Center Fund								
4,144.83	0.00	20,337.26	0.00	17,866.27	6,615.82	0.00	6,615.82	L

Fund # Fund Description	Begin Balance	MTD Receipts	FYTD Receipts	MTD Expenditures	FYTD Expenditures	Current Fund Balance	Current Encumbrances	Unencumbered Fund Balance	Bank Code
018 9013 Bowman Media Center Fund	2,745.51	0.00	29,528.49	0.00	25,154.12	7,119.88	0.00	7,119.88	L
018 9014 Lousia Wright Media Center Fund	3,461.38	0.00	0.00	0.00	3,461.38	0.00	0.00	0.00	L
018 9015 LJHS Building Fund	12,018.18	548.59	24,875.68	4,427.69	21,632.17	15,261.69	300.00	14,961.69	L
018 9018 Louisa Wright Building Fund	11,341.27	0.00	0.00	0.00	11,341.27	0.00	0.00	0.00	L
018 9019 Donovan Building Fund	19,361.21	2,842.17	33,551.47	409.59	38,588.41	14,324.27	169.90	14,154.37	L
018 9021 Bowman Building Fund	9,063.79	4,328.05	67,526.72	942.08	52,714.28	23,876.23	70.00	23,806.23	L
018 9023 Berry Building Fund	13,016.19	2,269.46	17,865.38	57.97	20,074.62	10,806.95	900.00	9,906.95	L
018 9024 LHS Building Fund	17,610.10	120.00	19,417.91	4,510.80	19,326.99	17,701.02	25.00	17,676.02	L
018 9025 LHS Bridges Fund	27,255.94	0.00	795.00	0.00	5,461.19	22,589.75	0.00	22,589.75	L
018 9026 Donovan Snack Stop Fund	47.47	0.00	0.00	47.47	47.47	0.00	0.00	0.00	L
018 9027 LJHS Media Center Fund	2,105.11	0.00	2,739.18	0.00	2,354.51	2,489.78	0.00	2,489.78	L
018 9028 Berry Media Center Fund	1,613.91	0.00	33,260.25	990.17	32,951.59	1,922.57	0.00	1,922.57	L
019 9002 Making Middle Schools Work Grant	431.98	0.00	0.00	431.98	431.98	0.00	0.00	0.00	L
019 9003 Greater Cincy Foundation Grant Learning Links	27.92	0.00	0.00	0.00	0.00	27.92	0.00	27.92	L
019 9004 Action for Healthy Kids Grant	0.00	0.00	900.00	0.00	733.29	166.71	0.00	166.71	L
019 9005 Greater Cincy Foundation Grant Learning Links	216.15	0.00	0.00	0.00	0.00	216.15	0.00	216.15	L

Fund # Fund Description	Begin Balance	MTD Receipts	FYTD Receipts	MTD Expenditures	FYTD Expenditures	Current Fund Balance	Current Encumbrances	Unencumbered Fund Balance	Bank Code
019 9006 Lebanon Families in Need Fund	0.37	0.00	0.00	0.00	0.37	0.00	0.00	0.00	L
019 9007 Greater Cincy Foundation Grant Learning Links	0.00	0.00	825.00	0.00	816.83	8.17	0.00	8.17	L
019 9008 Donovan Economics Program Fund	3,108.43	0.00	0.00	0.00	0.00	3,108.43	0.00	3,108.43	L
019 9009 Believe in Ohio Grant	0.00	0.00	1,000.00	846.08	992.26	7.74	0.00	7.74	L
019 9012 Building Healthy Students,etc. Mini Grant	472.09	0.00	0.00	472.09	472.09	0.00	0.00	0.00	L
019 9105 ROTC Grant	0.00	0.00	26,864.93	0.00	26,864.93	0.00	0.00	0.00	L
019 9205 Donovan Best Practices Fund	809.70	0.00	0.00	809.70	809.70	0.00	0.00	0.00	L
022 9001 Boys Soccer Tournament Fund	2,462.14	0.00	35,231.90	0.00	37,589.60	104.44	0.00	104.44	L
022 9002 Girls Soccer Tournament Fund	2,932.50	0.00	32,919.00	0.00	35,759.99	91.51	0.00	91.51	L
022 9003 Girls Basketball Tournament Fund	5,337.80	0.00	31,844.10	0.00	34,524.85	2,657.05	0.00	2,657.05	L
022 9004 Wrestling Tournament Fund	4,375.02	0.00	15,987.00	0.00	18,310.27	2,051.75	0.00	2,051.75	L
022 9005 Baseball Tournament Fund	1,999.60	261.00	5,101.00	3,104.00	6,608.60	492.00	0.00	492.00	L
022 9006 Softball Tournament Fund	485.60	331.00	4,274.80	1,962.00	3,865.20	895.20	0.00	895.20	L
034 0000 Classroom Facilities Maintenance .5 Mill	557,054.04	356.42	405,258.89	0.00	127,070.13	835,242.80	5,304.00	829,938.80	L
200 9000 Junior Council on World Affairs Fund	2,150.50	0.00	270.00	0.00	270.00	2,150.50	0.00	2,150.50	L
200 9001 LHS Art Club Fund	288.53	0.00	0.00	0.00	0.00	288.53	0.00	288.53	L

Fund # Fund Description Begin Balance	MTD Receipts	FYTD Receipts	MTD Expenditures	FYTD Expenditures	Current Fund Balance	Current Encumbrances	Unencumbered Fund Balance	Bank Code
200 9002 LHS Class of 2014								
6,587.31	0.00	0.00	0.00	0.00	6,587.31	0.00	6,587.31	
200 9003 LHS Drama Club Fund								
9,305.55	0.00	0.00	0.00	0.00	9,305.55	0.00	9,305.55	L
200 9004 LHS French Club Fund								
284.87	0.00	522.55	0.00	638.42	169.00	0.00	169.00	L
200 9005 LHS Spanish Club Fund								
503.92	0.00	462.00	0.00	398.68	567.24	0.00	567.24	L
200 9006 FCCLA Fund								
2,233.84	0.00	5,164.32	0.00	4,243.09	3,155.07	0.00	3,155.07	L
200 9007 FBLA Fund								
4,089.75	565.00	11,358.80	1,158.00	10,643.48	4,805.07	300.00	4,505.07	L
200 9008 National Honor Society Fund								
799.54	48.50-	2,542.75	1,150.30	3,154.25	188.04	0.00	188.04	L
200 9009 LHS Musical Fund								
9,638.19	0.00	65,743.25	0.00	63,961.07	11,420.37	0.00	11,420.37	L
200 9010 LHS War-Zone Spirit Club								
286.64	0.00	0.00	0.00	165.00	121.64	0.00	121.64	L
200 9011 LHS Recording Club								
961.54	0.00	716.25	0.00	394.25	1,283.54	0.00	1,283.54	L
200 9012 AFJROTC FUnd								
2,530.69	0.00	2,862.50	0.00	2,990.05	2,403.14	0.00	2,403.14	L
200 9013 LJHS Student Council Fund								
9,350.97	0.00	1,489.00	0.00	830.86	10,009.11	368.88	9,640.23	L
200 9015 Beginning Band and Orchestra Fund								
3,624.66	0.00	2,533.84	583.81	2,547.00	3,611.50	0.00	3,611.50	L
200 9016 LHS Student Council Fund								
5,508.20	0.00	10,919.00	0.00	9,729.41	6,697.79	76.50	6,621.29	L
200 9017 LJHS Warrior Pride Yearbook Fund								
13,203.82	0.00	990.00	0.00	0.00	14,193.82	0.00	14,193.82	L
200 9018 Lebanon Robotics								
583.32	0.00	0.00	0.00	0.00	583.32	0.00	583.32	L

Fund # Fund Description Begin Balance	MTD Receipts	FYTD Receipts	MTD Expenditures	FYTD Expenditures	Current Fund Balance	Current Encumbrances	Unencumbered Fund Balance	Bank Code
200 9019 LHS Class of 2016								
5,192.90	0.00	37,313.25	0.00	34,981.05	7,525.10	625.00	6,900.10	L
200 9020 LHS Class of 2015								
3,111.97	0.00	0.00	0.00	0.00	3,111.97	0.00	3,111.97	L
200 9021 LHS CLASS OF 2017								
1,509.65	0.00	7,636.25	0.00	6,290.30	2,855.60	0.00	2,855.60	L
200 9024 Unified for Uganda								
0.00	0.00	686.01	0.00	0.00	686.01	300.00	386.01	L
200 9025 Key Club								
475.30	0.00	400.00	0.00	405.70	469.60	0.00	469.60	L
200 9026 LHS Class of 2008 Fund								
1,044.09	0.00	0.00	0.00	0.00	1,044.09	0.00	1,044.09	L
200 9028 LHS Class of 2010								
615.12	0.00	0.00	0.00	0.00	615.12	0.00	615.12	L
200 9029 LHS Yearbook Fund								
2,634.00	0.00	10,268.16	0.00	8,792.32	4,109.84	0.00	4,109.84	L
200 9030 LJHS Times for Teens Newspaper								
1,598.12	0.00	1,131.00	0.00	728.00	2,001.12	0.00	2,001.12	L
200 9032 LHS Ecology Club Fund								
5,196.07	0.00	0.00	0.00	0.00	5,196.07	0.00	5,196.07	L
200 9033 LHS Science Olympiad Fund								
284.38	39.50	2,151.03	0.00	2,390.66	44.75	0.00	44.75	L
200 9034 LHS Class of 2018								
1,060.79	0.00	604.00	0.00	0.00	1,664.79	0.00	1,664.79	L
200 9035 LJHS Drama Club								
26,872.34	0.00	10,589.00	0.00	13,259.68	24,201.66	0.00	24,201.66	L
200 9037 LJHS Renaissance Academic Success Fund								
1,053.02	0.00	1,332.39	0.00	1,975.50	409.91	300.00	109.91	L
200 9038 LHS Intramurals Fund								
210.27	0.00	0.00	0.00	0.00	210.27	0.00	210.27	L
200 9040 Daylight Prom								
1,938.05	0.00	372.50	0.00	723.09	1,587.46	0.00	1,587.46	L

Fund # Fund Description Begin Balance	MTD Receipts	FYTD Receipts	MTD Expenditures	FYTD Expenditures	Current Fund Balance	Current Encumbrances	Unencumbered Fund Balance	Bank Code
200 9041 LHS CLASS OF 2012								
145.90	0.00	0.00	0.00	0.00	145.90	0.00	145.90	L
200 9043 LHS CLASS OF 2013								
879.46	0.00	0.00	0.00	0.00	879.46	0.00	879.46	
300 9500 LHS Athletic Department								
31,284.02	3,215.67	304,478.73	5,576.31	287,865.13	47,897.62	9,230.60	38,667.02	L
300 9503 LHS Boys Football Fund								
437.25	0.00	0.00	437.25	437.25	0.00	0.00	0.00	L
300 9514 LJHS Athletic Department Fund								
32,911.40	503.69	49,733.69	151.71	64,010.91	18,634.18	175.00	18,459.18	L
300 9515 LJHS Athletic Concessions								
34,629.51	0.00	5,254.21	0.00	1,410.20	38,473.52	0.00	38,473.52	L
300 9990 Girls Basketball Tournament Fund								
598.36	0.00	0.00	0.00	598.36	0.00	0.00	0.00	L
300 9991 Wrestling Tournament Fund								
984.48	0.00	0.00	0.00	984.48	0.00	0.00	0.00	L
300 9993 BASEBALL								
110.56	0.00	0.00	0.00	110.56	0.00	0.00	0.00	L
300 9999 LCSD Athletic Tournaments Fund								
1,447.46	0.00	0.00	0.00	1,447.46	0.00	0.00	0.00	L
401 9014 St. Francis Auxiliary Services FY 14								
940.00	0.00	0.00	0.00	940.00	0.00	0.00	0.00	L
401 9015 St. Francis Auxiliary Services FY 15								
29,002.54	0.00	0.00	0.00	29,002.54	0.00	0.00	0.00	L
401 9016 St. Francis Auxiliary Services FY 16								
0.00	25.55	161,412.88	23,757.23	101,538.64	59,874.24	11,573.41	48,300.83	L
401 9114 Lebanon United Methodist Kindergarten FY 14								
1,416.48	0.00	0.00	0.00	1,416.48	0.00	0.00	0.00	L
401 9115 Lebanon United Methodist Kindergarten FY 15								
7,924.31	0.00	62.13	0.00	7,986.44	0.00	0.00	0.00	L
401 9116 Lebanon United Methodist Kindergarten FY 16								
0.00	6.47	17,494.35	330.87	2,343.36	15,150.99	3,274.83	11,876.16	L

Fund # Fund Description Begin Balance	MTD Receipts	FYTD Receipts	MTD Expenditures	FYTD Expenditures	Current Fund Balance	Current Encumbrances	Unencumbered Fund Balance	Bank Code
401 9117 LEBANON UNITED METHODIST KINDERGARTEN FY 17								
0.00	100.00	100.00	0.00	0.00	100.00	0.00	100.00	L
401 9214 Lebanon Christian Auxiliary Services FY 14								
68.90	0.00	0.00	0.00	68.90	0.00	0.00	0.00	L
401 9215 Lebanon Christian Auxiliary Services FY 15								
12,723.34	0.00	15,377.20	0.00	28,100.54	0.00	0.00	0.00	L
401 9216 Lebanon Christian Auxiliary Services FY 16								
0.00	7.40	165,536.85	14,036.47	148,192.84	17,344.01	850.56	16,493.45	L
451 9014 FY 14 Network Subsidy								
1,149.40	0.00	0.00	453.81	733.79	415.61	0.00	415.61	L
451 9015 FY 15 Network Subsidy								
18.41	0.00	0.00	0.00	0.00	18.41	0.00	18.41	L
451 9016 FY 16 NETWORK SUBSIDY								
0.00	0.00	10,800.00	0.00	0.00	10,800.00	10,800.00	0.00	L
461 9015 Making Middle Schools Work								
0.00	0.00	13,938.10	0.00	13,938.10	0.00	0.00	0.00	L
461 9016 Making Middle Schools Work								
0.00	1,388.50	2,658.14	1,388.50	2,658.14	0.00	0.00	0.00	L
516 9015 IDEA, Part B FY 15								
6,224.73	0.00	496,384.14	0.00	502,608.87	0.00	0.00	0.00	L
516 9016 IDEA, Part B FY 16								
8.00	184,942.58	1,751,240.56	174,297.79	1,729,057.65	22,190.91	22,190.91	0.00	L
551 9015 Title III, LEP FY 15								
2,000.00	0.00	1,320.00	0.00	3,320.00	0.00	0.00	0.00	L
551 9016 Title III, LEP FY 16								
0.00	11,909.84	92,187.92	12,571.99	91,908.95	278.97	278.97	0.00	L
572 9015 Title I FY 15								
32,829.13	0.00	259,193.44	0.00	292,022.57	0.00	0.00	0.00	L
572 9016 Title I FY 16								
0.00	190,684.50	1,248,311.58	229,296.52	1,241,940.79	6,370.79	6,370.79	0.00	L
572 9115 Title I-D Delinquent FY 15								
0.00	0.00	53,335.76	0.00	53,335.76	0.00	0.00	0.00	L

Fund #	Fund Description	Begin Balance	MTD Receipts	FYTD Receipts	MTD Expenditures	FYTD Expenditures	Current Fund Balance	Current Encumbrances	Unencumbered Fund Balance	Bank Code
587	9016 IDEA, Preschool FY 16	0.00	0.00	33,872.44	0.00	33,872.44	0.00	0.00	0.00	L
590	9015 Title II-A FY 15	108.00	0.00	47,827.12	0.00	47,935.12	0.00	0.00	0.00	L
590	9016 Title II-A FY 16	0.00	15,464.49	239,130.87	14,052.93	237,715.39	1,415.48	1,415.48	0.00	L
	GRAND TOTALS:	63,154,817.92	7,773,069.05	115,579,110.08	7,571,491.81	125,296,839.34	53,437,088.66	16,838,547.56	36,598,541.10	

DATE: 07/15/2016 LEBANON CITY SCHOOL DISTRICT PAGE: 1
TIME: 11:16 RECEIPTS, ALL FUNDS (RECLED)
DATES 06/01/2016 THRU 06/30/2016
SORTED BY TRANSACTION DATE

TRANS NO	ITEM NO	TRANS DATE	STS	DESCRIPTION OR SOURCE	TI	FUND	RCPT	SPCC	SUBJ	OPU	TRANS AMOUNT
078648	0001	06/03/2016	A	June FDA - Opportunity Grant	03	001	3110	0000	000000	000	626,151.33
078648	0002	06/03/2016	A	June FDA -Targeted Assistance	03	001	3110	0000	000000	000	39,590.56
078648	0003	06/03/2016	A	June FDA - K-3 Literacy	03	001	3110	0000	000000	000	12,801.45
078648	0004	06/03/2016	A	June FDA -Economically Disadv	03	001	3211	0000	000000	000	560.91
078648	0005	06/03/2016	A	June FDA - LEP	03	001	3110	0000	000000	000	2,048.63
078648	0006	06/03/2016	A	June FDA - Gifted Education	03	001	3110	0000	000000	000	11,187.78
078648	0007	06/03/2016	A	June FDA - Transportation	03	001	3110	0000	000000	000	86,385.47
078648	0008	06/03/2016	A	June FDA - Add. Special Ed.	03	001	3110	0000	000000	000	81,570.74
078648	0010	06/03/2016	A	June FDA - Preschool Spec Ed	03	001	3110	0000	000000	000	23,035.47
078648	0011	06/03/2016	A	June FDA - Spec Ed Transport.	03	001	3110	0000	000000	000	7,309.79
078666	0001	06/08/2016	A	YMCA flex cards	03	001	1890	0000	000000	000	90.00
078673	0007	06/09/2016	A	LJHS Ath. Participation Fees	03	001	1635	0000	000000	400	2.50
078675	0001	06/09/2016	A	Interest from closed account	03	001	1410	0000	000000	000	0.11
078679	0001	06/10/2016	A	ROTC Salary Subsidy	03	001	1890	0000	000000	000	5,659.32
078680	0001	06/13/2016	A	Preschool registration fee	03	001	1219	0000	000000	000	70.00
078684	0001	06/13/2016	A	Kroger Community Rewards	03	001	1890	0000	000000	000	1,137.12
078690	0001	06/16/2016	A	Payment on returned check	03	001	1219	0000	000000	000	70.00
078711	0001	06/17/2016	A	June FDA - Opportunity Grant	03	001	3110	0000	000000	000	613,327.66
078711	0002	06/17/2016	A	June FDA -Targeted Assistance	03	001	3110	0000	000000	000	56,406.16
078711	0003	06/17/2016	A	June FDA - K-3 Literacy	03	001	3110	0000	000000	000	12,826.15
078711	0004	06/17/2016	A	June FDA -Economically Disadv	03	001	3211	0000	000000	000	261.69
078711	0005	06/17/2016	A	June FDA - LEP	03	001	3110	0000	000000	000	2,048.62
078711	0006	06/17/2016	A	June FDA - Gifted Education	03	001	3110	0000	000000	000	11,164.01
078711	0007	06/17/2016	A	June FDA - Transportation	03	001	3110	0000	000000	000	86,385.46
078711	0008	06/17/2016	A	June FDA - Add. Special Ed.	03	001	3110	0000	000000	000	75,972.10
078711	0010	06/17/2016	A	June FDA - Preschool Spec Ed	03	001	3110	0000	000000	000	23,518.90
078711	0011	06/17/2016	A	June FDA - Spec Ed Transport.	03	001	3110	0000	000000	000	7,309.78
078711	0012	06/17/2016	A	June FDA - 1/2 Mill Equil Pymt	03	001	3219	0000	000000	000	491.89
078713	0001	06/20/2016	A	Catastrophic Cost Reimburse.	03	001	3219	0000	000000	000	148,355.07
078708	0001	06/21/2016	A	Preschool registration fee	03	001	1219	0000	000000	000	70.00
078715	0001	06/23/2016	A	Preschool registration fee	03	001	1219	0000	000000	000	70.00
078719	0001	06/24/2016	A	Medicaid Settlement Award	03	001	5300	0000	000000	000	7,857.00
078722	0001	06/28/2016	A	Medicaid Settlement Award	03	001	5300	0000	000000	000	129,441.55
078735	0001	06/30/2016	A	Interest	03	001	1410	0000	000000	000	8,305.73
				FUND CODE SUB-TOTAL:							2,081,482.95
078648	0009	06/03/2016	A	June FDA - Career Tech	03	001	3219	9416	230000	500	2,486.54
078711	0009	06/17/2016	A	June FDA - Career Tech	03	001	3219	9416	230000	500	3,848.49
				FUND CODE SUB-TOTAL:							6,335.03

STATUS (STS) CODES:
A-RECEIPT B-REFUND OF RECEIPT V-VOID REFUND OF RECEIPT X-REDUCTION OF EXPENDITURE
C-APPROPRIATION OR BUDGET MODIFICATIONS D-EXPENSE/SUPPLIES DISTRIBUTION F-FUND TO FUND TRANSFER

TRANS NO	ITEM NO	TRANS DATE	STS	DESCRIPTION OR SOURCE	TI	FUND	RCPT	SPCC	SUBJ	OPU	TRANS AMOUNT
078640	0001	06/02/2016	A	Summer School Fees	03	001	1212	9800	000000	000	750.00
078647	0001	06/03/2016	A	Summer School Fees	03	001	1212	9800	000000	000	450.00
078658	0001	06/06/2016	A	Summer School Fees	03	001	1212	9800	000000	000	2,700.00
078659	0001	06/07/2016	A	Summer School Fees	03	001	1212	9800	000000	000	150.00
078669	0001	06/08/2016	A	Summer School Fees	03	001	1212	9800	000000	000	150.00
078671	0001	06/09/2016	A	Summer School Fees	03	001	1212	9800	000000	000	150.00
078687	0001	06/14/2016	A	Summer School Fees	03	001	1212	9800	000000	000	150.00
078689	0001	06/15/2016	A	Summer School Fees	03	001	1212	9800	000000	000	200.00
078705	0001	06/21/2016	A	Summer School Fees	03	001	1212	9800	000000	000	150.00
078710	0001	06/22/2016	A	Summer School Fees	03	001	1212	9800	000000	000	50.00
078723	0001	06/29/2016	A	Summer School Fees	03	001	1212	9800	000000	000	50.00
				FUND CODE SUB-TOTAL:							4,950.00
078735	0023	06/30/2016	A	Interest	03	002	1410	0000	000000	000	734.96
				FUND CODE SUB-TOTAL:							734.96
078735	0002	06/30/2016	A	Interest	03	003	1410	9008	000000	403	84.55
				FUND CODE SUB-TOTAL:							84.55
078735	0024	06/30/2016	A	Interest	03	003	1410	9099	000000	000	206.80
				FUND CODE SUB-TOTAL:							206.80
078735	0003	06/30/2016	A	Interest	03	004	1410	9000	000000	000	18.71
				FUND CODE SUB-TOTAL:							18.71
078735	0010	06/30/2016	A	Interest	03	004	1410	9003	000000	000	477.16
				FUND CODE SUB-TOTAL:							477.16
078637	0001	06/01/2016	A	Online lunch payments	03	006	1512	0000	000000	000	170.00
078644	0001	06/03/2016	A	Online lunch payments	03	006	1512	0000	000000	000	30.00
078733	0001	06/03/2016	A	Cafe Receipts w/e 6/3/16	03	006	1512	0000	000000	000	30.17
078733	0002	06/03/2016	A	Cafe Receipts w/e 6/3/16	03	006	1513	0000	000000	000	67.15

STATUS (STS) CODES:
A-RECEIPT B-REFUND OF RECEIPT V-VOID REFUND OF RECEIPT X-REDUCTION OF EXPENDITURE
C-APPROPRIATION OR BUDGET MODIFICATIONS D-EXPENSE/SUPPLIES DISTRIBUTION F-FUND TO FUND TRANSFER

TRANS NO	ITEM NO	TRANS DATE	STS	DESCRIPTION OR SOURCE	TI	FUND	RCPT	SPCC	SUBJ	OPU	TRANS AMOUNT
078733	0003	06/03/2016	A	Cafe Receipts w/e 6/3/16	03	006	1523	0000	000000	000	5.90
078651	0001	06/06/2016	A	Food charges	03	006	1512	0000	000000	000	22.10
078655	0001	06/06/2016	A	Online lunch payments	03	006	1512	0000	000000	000	10.00
078656	0001	06/06/2016	A	Online lunch payments	03	006	1512	0000	000000	000	10.00
078660	0001	06/07/2016	A	Online lunch payments	03	006	1512	0000	000000	000	30.00
078670	0001	06/08/2016	A	Online lunch payments	03	006	1512	0000	000000	000	40.00
078682	0001	06/13/2016	A	Federal lunch subsidy	03	006	4120	0000	000000	000	54,494.02
078682	0002	06/13/2016	A	Fed lunch subsidy-4-6 cents	03	006	4120	0000	000000	000	2,112.48
078682	0003	06/13/2016	A	Federal breakfast subsidy	03	006	4120	0002	000000	000	10,441.44
078685	0001	06/13/2016	A	Online lunch payments	03	006	1512	0000	000000	000	10.00
078686	0001	06/13/2016	A	Online lunch payments	03	006	1512	0000	000000	000	60.00
078688	0006	06/15/2016	A	Coca Cola Commission	03	006	1620	0000	000000	000	42.93
078691	0001	06/16/2016	A	Cafeteria charges	03	006	1512	0000	000000	000	1.64
078692	0001	06/16/2016	A	Federal lunch subsidy	03	006	4120	0000	000000	000	45,045.60
078692	0002	06/16/2016	A	Fed lunch subsidy-4-6 cents	03	006	4120	0000	000000	000	1,769.52
078692	0003	06/16/2016	A	Federal breakfast subsidy	03	006	4120	0002	000000	000	9,170.68
078698	0001	06/17/2016	A	Student lunches	03	006	1512	0000	000000	000	1,505.60
078698	0002	06/17/2016	A	Milk	03	006	1514	0000	000000	000	6.60
078712	0001	06/17/2016	A	Online lunch payments	03	006	1512	0000	000000	000	10.00
078714	0001	06/20/2016	A	Online lunch payments	03	006	1512	0000	000000	000	10.00
078726	0001	06/30/2016	A	Transportation food	03	006	1559	0000	000000	000	29.45
078727	0001	06/30/2016	A	Food for Hall of Fame	03	006	1559	0000	000000	000	875.00
078729	0001	06/30/2016	A	Preschool snacks	03	006	1559	0000	000000	000	2,598.90
078730	0001	06/30/2016	A	Transportation food	03	006	1559	0000	000000	000	69.28
078731	0001	06/30/2016	A	Translucent medicine cups	03	006	1559	0000	000000	000	49.33
078732	0001	06/30/2016	A	Various student awards	03	006	1559	0000	000000	000	1,489.84
078735	0004	06/30/2016	A	Interest	03	006	1410	0000	000000	000	432.81
				FUND CODE SUB-TOTAL:							130,640.44
078735	0013	06/30/2016	A	Interest	03	007	1410	9000	000000	000	1.17
				FUND CODE SUB-TOTAL:							1.17
078735	0014	06/30/2016	A	Interest	03	007	1410	9002	000000	000	0.01
				FUND CODE SUB-TOTAL:							0.01
078699	0001	06/20/2016	A	Donations to admin scholar fd	03	007	1820	9003	000000	500	555.00
078735	0015	06/30/2016	A	Interest	03	007	1410	9003	000000	000	0.74
				FUND CODE SUB-TOTAL:							555.74

STATUS (STS) CODES:
A-RECEIPT B-REFUND OF RECEIPT V-VOID REFUND OF RECEIPT X-REDUCTION OF EXPENDITURE
C-APPROPRIATION OR BUDGET MODIFICATIONS D-EXPENSE/SUPPLIES DISTRIBUTION F-FUND TO FUND TRANSFER

TRANS NO	ITEM NO	TRANS DATE	STS	DESCRIPTION OR SOURCE	TI	FUND	RCPT	SPCC	SUBJ	OPU	TRANS AMOUNT
078735	0016	06/30/2016	A	Interest	03	007	1410	9006	000000	500	0.03
				FUND CODE SUB-TOTAL:							0.03
078735	0017	06/30/2016	A	Interest	03	007	1410	9007	000000	500	2.06
				FUND CODE SUB-TOTAL:							2.06
078735	0018	06/30/2016	A	Interest	03	007	1410	9009	000000	000	0.54
				FUND CODE SUB-TOTAL:							0.54
078735	0019	06/30/2016	A	Interest	03	007	1410	9013	000000	500	11.75
				FUND CODE SUB-TOTAL:							11.75
078735	0026	06/30/2016	A	Interest	03	007	1410	9015	000000	000	2.53
				FUND CODE SUB-TOTAL:							2.53
078735	0020	06/30/2016	A	Interest	03	007	1410	9100	000000	000	1.38
				FUND CODE SUB-TOTAL:							1.38
078735	0025	06/30/2016	A	Interest	03	007	1410	9101	000000	000	6.20
				FUND CODE SUB-TOTAL:							6.20
078735	0021	06/30/2016	A	Interest	03	008	1410	9001	000000	000	1.42
				FUND CODE SUB-TOTAL:							1.42
078645	0001	06/03/2016	A	Donation for FOA scholarship	03	008	1820	9002	000000	000	500.00
078735	0005	06/30/2016	A	Interest	03	008	1410	9002	000000	000	43.49
				FUND CODE SUB-TOTAL:							543.49

STATUS (STS) CODES:
A-RECEIPT B-REFUND OF RECEIPT V-VOID REFUND OF RECEIPT X-REDUCTION OF EXPENDITURE
C-APPROPRIATION OR BUDGET MODIFICATIONS D-EXPENSE/SUPPLIES DISTRIBUTION F-FUND TO FUND TRANSFER

TRANS NO	ITEM NO	TRANS DATE	STS	DESCRIPTION OR SOURCE	TI	FUND	RCPT	SPCC	SUBJ	OPU	TRANS AMOUNT
078735	0022	06/30/2016	A	Interest	03	008	1410	9004	000000	000	4.47
								FUND CODE SUB-TOTAL:			4.47
078649	0011	06/03/2016	A	Past due school fees - LJHS	03	009	1720	9004	000000	400	17.50
078649	0012	06/03/2016	A	Past due school fees - LJHS	03	009	1720	9004	130000	400	2.50
078649	0014	06/03/2016	A	Past due school fees - LJHS	03	009	1720	9004	050000	400	16.00
078657	0001	06/06/2016	A	School Fees	03	009	1720	9004	050000	400	14.00
078657	0002	06/06/2016	A	School Fees	03	009	1720	9004	110000	400	3.00
078657	0003	06/06/2016	A	School Fees	03	009	1720	9004	130000	400	5.00
078657	0005	06/06/2016	A	School Fees	03	009	1720	9004	150000	400	3.00
078657	0006	06/06/2016	A	School Fees	03	009	1720	9004	000000	400	20.00
078673	0001	06/09/2016	A	School Fees	03	009	1720	9004	050000	400	14.00
078673	0002	06/09/2016	A	School Fees	03	009	1720	9004	110000	400	3.00
078673	0003	06/09/2016	A	School Fees	03	009	1720	9004	130000	400	5.00
078673	0004	06/09/2016	A	School Fees	03	009	1720	9004	150000	400	3.00
078673	0005	06/09/2016	A	School Fees	03	009	1720	9004	000000	400	20.00
078717	0008	06/23/2016	A	Online school fees - LJHS	03	009	1720	9004	050000	400	13.00
								FUND CODE SUB-TOTAL:			139.00
078649	0002	06/03/2016	A	School fee payments-LHS	03	009	1720	9005	130000	500	20.00
078649	0007	06/03/2016	A	School fee payments-LHS	03	009	1720	9005	050000	500	10.00
078649	0008	06/03/2016	A	School fee payments-LHS	03	009	1720	9005	060000	500	6.25
078649	0010	06/03/2016	A	School fee payments-LHS	03	009	1720	9005	110000	500	1.50
078668	0002	06/08/2016	A	School fee payments-LHS	03	009	1720	9005	050000	500	11.00
078668	0003	06/08/2016	A	School fee payments-LHS	03	009	1720	9005	110000	500	5.00
078668	0005	06/08/2016	A	School fee payments-LHS	03	009	1720	9005	090000	500	25.00
078668	0006	06/08/2016	A	School fee payments-LHS	03	009	1720	9005	080000	500	20.00
078685	0002	06/13/2016	A	Online school fees - LHS	03	009	1720	9005	110000	500	1.50
078685	0003	06/13/2016	A	Online school fees - LHS	03	009	1720	9005	050000	500	16.00
078685	0004	06/13/2016	A	Online school fees - LHS	03	009	1720	9005	090000	500	85.00
078685	0005	06/13/2016	A	Online school fees - LHS	03	009	1720	9005	130000	500	15.00
078693	0001	06/13/2016	A	Online school fees - LHS	03	009	1720	9005	030000	500	120.00
078702	0001	06/20/2016	A	School fee payments-LHS	03	009	1720	9005	130000	500	126.00
078702	0002	06/20/2016	A	School fee payments-LHS	03	009	1720	9005	050000	500	21.00
078702	0003	06/20/2016	A	School fee payments-LHS	03	009	1720	9005	060000	500	12.50
078702	0004	06/20/2016	A	School fee payments-LHS	03	009	1720	9005	110000	500	12.50
078702	0006	06/20/2016	A	School fee payments-LHS	03	009	1720	9005	120500	500	4.00
078702	0008	06/20/2016	A	School fee payments-LHS	03	009	1720	9005	000000	500	12.00
078702	0009	06/20/2016	A	School fee payments-LHS	03	009	1720	9005	150000	500	146.00
078717	0001	06/23/2016	A	Online school fees - LHS	03	009	1720	9005	110000	500	9.00

STATUS (STS) CODES:
A-RECEIPT B-REFUND OF RECEIPT V-VOID REFUND OF RECEIPT X-REDUCTION OF EXPENDITURE
C-APPROPRIATION OR BUDGET MODIFICATIONS D-EXPENSE/SUPPLIES DISTRIBUTION F-FUND TO FUND TRANSFER

TRANS NO	ITEM NO	TRANS DATE	STS	DESCRIPTION OR SOURCE	TI	FUND	RCPT	SPCC	SUBJ	OPU	TRANS AMOUNT
078717	0002	06/23/2016	A	Online school fees - LHS	03	009	1720	9005	050000	500	18.00
078717	0003	06/23/2016	A	Online school fees - LHS	03	009	1720	9005	090000	500	85.00
078717	0004	06/23/2016	A	Online school fees - LHS	03	009	1720	9005	080000	500	20.00
078717	0006	06/23/2016	A	Online school fees - LHS	03	009	1720	9005	000000	500	6.00
078717	0007	06/23/2016	A	Online school fees - LHS	03	009	1720	9005	030000	500	25.00
				FUND CODE SUB-TOTAL:							833.25
078649	0005	06/03/2016	A	Past due school fees - Berry	03	009	1720	9007	000000	700	61.00
078657	0009	06/06/2016	A	Past due school fees - Berry	03	009	1720	9007	000000	700	33.00
				FUND CODE SUB-TOTAL:							94.00
078649	0009	06/03/2016	A	Past due school fees - Donovan	03	009	1720	9008	000000	800	28.00
				FUND CODE SUB-TOTAL:							28.00
078649	0003	06/03/2016	A	School fee payments-LHS	03	009	1720	9009	020000	500	22.50
078649	0004	06/03/2016	A	Past due school fees - Berry	03	009	1720	9009	020000	700	4.00
078649	0006	06/03/2016	A	Past due school fees - Donovan	03	009	1720	9009	020000	800	2.00
078649	0013	06/03/2016	A	Past due school fees - LJHS	03	009	1720	9009	020000	400	2.00
078657	0004	06/06/2016	A	School Fees	03	009	1720	9009	020000	400	2.00
078657	0008	06/06/2016	A	Past due school fees - Berry	03	009	1720	9009	020000	700	2.00
078668	0001	06/08/2016	A	School fee payments-LHS	03	009	1720	9009	020000	500	75.00
078685	0006	06/13/2016	A	Online school fees - LHS	03	009	1720	9009	020000	500	24.00
078712	0002	06/17/2016	A	Online school fees - LHS	03	009	1720	9009	020000	500	12.00
078717	0005	06/23/2016	A	Online school fees - LHS	03	009	1720	9009	020000	500	22.50
				FUND CODE SUB-TOTAL:							168.00
078720	0001	06/24/2016	A	OSFC 7th Drawdown Jul-Sept2016	03	010	3219	9000	000000	000	4,812,185.50
				FUND CODE SUB-TOTAL:							4,812,185.50
078735	0011	06/30/2016	A	Interest	03	010	1410	9900	000000	000	3,468.86
				FUND CODE SUB-TOTAL:							3,468.86

STATUS (STS) CODES:
A-RECEIPT B-REFUND OF RECEIPT V-VOID REFUND OF RECEIPT X-REDUCTION OF EXPENDITURE
C-APPROPRIATION OR BUDGET MODIFICATIONS D-EXPENSE/SUPPLIES DISTRIBUTION F-FUND TO FUND TRANSFER

TRANS NO	ITEM NO	TRANS DATE	STS	DESCRIPTION OR SOURCE	TI	FUND	RCPT	SPCC	SUBJ	OPU	TRANS AMOUNT
078735	0012	06/30/2016	A	Interest	03	010	1410	9901	000000	000	3,757.58
				FUND CODE SUB-TOTAL:							3,757.58
078688	0003	06/15/2016	A	Coca Cola Commission	03	018	1626	9007	000000	400	50.61
				FUND CODE SUB-TOTAL:							50.61
078688	0001	06/15/2016	A	Coca Cola Commission	03	018	1626	9010	000000	900	97.04
				FUND CODE SUB-TOTAL:							97.04
078673	0006	06/09/2016	A	School Fees - LJHS	03	018	1890	9015	000000	400	11.00
078721	0001	06/24/2016	A	Lifetouch Picture Commission	03	018	1626	9015	000000	400	537.59
				FUND CODE SUB-TOTAL:							548.59
078664	0001	06/08/2016	A	Lifetouch Picture Commission	03	018	1626	9019	000000	800	227.00
078678	0001	06/10/2016	A	Lifetouch Picture Commission	03	018	1626	9019	000000	800	2,518.96
078688	0005	06/15/2016	A	Coca Cola Commission	03	018	1626	9019	000000	800	96.21
				FUND CODE SUB-TOTAL:							2,842.17
078641	0001	06/02/2016	A	Lifetouch Picture Commission	03	018	1626	9021	000000	600	463.00
078665	0001	06/08/2016	A	Lifetouch Picture Commission	03	018	1626	9021	000000	600	148.53
078677	0001	06/10/2016	A	Lifetouch Picture Commission	03	018	1626	9021	000000	600	3,633.76
078688	0004	06/15/2016	A	Coca Cola Commission	03	018	1626	9021	000000	600	82.76
				FUND CODE SUB-TOTAL:							4,328.05
078639	0001	06/01/2016	A	Lifetouch Picture Commission	03	018	1626	9023	000000	700	2,179.46
078649	0001	06/03/2016	A	Past due school fees - Berry	03	018	1890	9023	000000	700	42.00
078657	0007	06/06/2016	A	Past due school fees - Berry	03	018	1890	9023	000000	700	48.00
				FUND CODE SUB-TOTAL:							2,269.46
078704	0001	06/20/2016	A	OGT Summer Fees	03	018	1890	9024	000000	500	120.00

STATUS (STS) CODES:
A-RECEIPT B-REFUND OF RECEIPT V-VOID REFUND OF RECEIPT X-REDUCTION OF EXPENDITURE
C-APPROPRIATION OR BUDGET MODIFICATIONS D-EXPENSE/SUPPLIES DISTRIBUTION F-FUND TO FUND TRANSFER

TRANS NO	ITEM NO	TRANS DATE	STS	DESCRIPTION OR SOURCE	TI	FUND	RCPT	SPCC	SUBJ	OPU	TRANS AMOUNT
							FUND CODE SUB-TOTAL:				120.00
078638	0002	06/01/2016	A	Softball tourney deficit reimb	03	022	1615	9005	000000	000	261.00
							FUND CODE SUB-TOTAL:				261.00
078638	0001	06/01/2016	A	Softball tourney deficit reimb	03	022	1615	9006	000000	000	331.00
							FUND CODE SUB-TOTAL:				331.00
078735	0006	06/30/2016	A	Interest	03	034	1410	0000	000000	000	356.42
							FUND CODE SUB-TOTAL:				356.42
078674	0001	06/09/2016	A	FBLA Conference Fees	03	200	1633	9007	000000	500	565.00
							FUND CODE SUB-TOTAL:				565.00
078706	0001	06/21/2016	A	Cartridge Donations	03	200	1820	9033	000000	500	39.50
							FUND CODE SUB-TOTAL:				39.50
078646	0001	06/03/2016	A	Side Effects Revenue	03	300	1890	9500	000000	500	626.80
078662	0001	06/07/2016	A	Donations for lift a thon	03	300	1820	9500	000000	500	75.00
078663	0001	06/07/2016	A	Donations for lift a thon	03	300	1820	9500	000000	500	125.00
078694	0001	06/13/2016	A	Track Entry Fees	03	300	1635	9500	000000	500	220.00
078695	0001	06/13/2016	A	Donations for lift a thon	03	300	1820	9500	000000	500	122.00
078688	0002	06/15/2016	A	Coca Cola Commission	03	300	1625	9500	000000	500	66.62
078696	0001	06/17/2016	A	Donations for lift a thon	03	300	1820	9500	000000	500	460.00
078700	0001	06/20/2016	A	Donations for lift a thon	03	300	1820	9500	000000	500	500.00
078701	0001	06/20/2016	A	Coca Cola Commission	03	300	1890	9500	000000	500	40.75
078734	0001	06/20/2016	A	Donations for lift a thon	03	300	1820	9500	000000	500	80.25
078718	0001	06/24/2016	A	Donations for lift a thon	03	300	1820	9500	000000	500	462.00
							FUND CODE SUB-TOTAL:				2,778.42

STATUS (STS) CODES:
A-RECEIPT B-REFUND OF RECEIPT V-VOID REFUND OF RECEIPT X-REDUCTION OF EXPENDITURE
C-APPROPRIATION OR BUDGET MODIFICATIONS D-EXPENSE/SUPPLIES DISTRIBUTION F-FUND TO FUND TRANSFER

TRANS NO	ITEM NO	TRANS DATE	STS	DESCRIPTION OR SOURCE	TI	FUND	RCPT	SPCC	SUBJ	OPU	TRANS AMOUNT
078735	0007	06/30/2016	A	Interest	03	401	1410	9016	000000	000	25.55
				FUND CODE SUB-TOTAL:							25.55
078735	0008	06/30/2016	A	Interest	03	401	1410	9116	000000	000	6.47
				FUND CODE SUB-TOTAL:							6.47
078735	0009	06/30/2016	A	Interest	03	401	1410	9216	000000	000	7.40
				FUND CODE SUB-TOTAL:							7.40
078654	0001	06/06/2016	A	IDEA, Part B FY 16 PCR	03	516	4220	9016	000000	000	81,802.70
				FUND CODE SUB-TOTAL:							81,802.70
078681	0001	06/13/2016	A	Title III FY 16 PCR	03	551	4220	9016	000000	000	10,948.39
				FUND CODE SUB-TOTAL:							10,948.39
078653	0001	06/06/2016	A	Title I FY 16 Cash Request	03	572	4220	9016	000000	000	63,651.63
				FUND CODE SUB-TOTAL:							63,651.63
078652	0001	06/06/2016	A	Title IIA FY 16 Cash Request	03	590	4220	9016	000000	000	6,090.95
				FUND CODE SUB-TOTAL:							6,090.95
				GRAND TOTAL:							7,223,855.93

STATUS (STS) CODES:
A-RECEIPT B-REFUND OF RECEIPT V-VOID REFUND OF RECEIPT X-REDUCTION OF EXPENDITURE
C-APPROPRIATION OR BUDGET MODIFICATIONS D-EXPENSE/SUPPLIES DISTRIBUTION F-FUND TO FUND TRANSFER

Reduction of Expenditures (all funds)

DATE: 07/15/2016 LEBANON CITY SCHOOL DISTRICT PAGE: 1
TIME: 11:16 REDUCTION OF EXPENDITURES, ALL FUNDS (RECLED)
DATES 06/01/2016 THRU 06/30/2016
SORTED BY TRANSACTION DATE

TRANS NO	ITEM NO	TRANS DATE	STS	DESCRIPTION OR SOURCE	TI FUND FUNC OBJ SPCC SUBJ OPU IL JOB	TRANS AMOUNT
078649	0015	06/03/2016	X	Lost Textbook Fees	05 001 1110 520 0077 000000 000 06 000	5.00
078657	0010	06/06/2016	X	Lost library books - LJHS	05 001 2222 531 0026 000000 400 00 000	8.00
078724	0001	06/07/2016	X	Cooperating Teacher Stipend	05 001 1130 111 0000 120000 500 00 000	600.00
078724	0002	06/07/2016	X	Cooperating Teacher Stipend	05 001 1230 111 0000 000000 600 00 000	600.00
078724	0003	06/07/2016	X	Cooperating Teacher Stipend	05 001 1240 111 0000 000000 500 00 000	600.00
078667	0001	06/08/2016	X	Lost library books - Bowman	05 001 2222 531 0026 000000 600 00 000	16.50
078668	0004	06/08/2016	X	Lost Textbook Fees	05 001 1130 520 0077 050000 500 00 000	83.00
078668	0007	06/08/2016	X	Lost Textbook Fees	05 001 1130 520 0077 060000 500 00 000	75.00
078670	0002	06/08/2016	X	Lost Textbook Fees	05 001 1130 520 0077 050000 500 00 000	47.00
078670	0003	06/08/2016	X	Lost Textbook Fees	05 001 1130 520 0077 150000 500 00 000	50.00
078676	0001	06/09/2016	X	Transcript Fees	05 001 2421 512 0005 000000 500 00 000	57.00
078683	0001	06/13/2016	X	Damage to equipment	05 001 1110 519 0027 000000 000 00 000	30.00
078702	0005	06/20/2016	X	Lost Textbook Fees	05 001 1130 520 0077 050000 500 00 000	41.50
078702	0007	06/20/2016	X	Lost Textbook Fees	05 001 1130 520 0077 060000 500 00 000	20.00
078703	0001	06/20/2016	X	Transcript Fees	05 001 2421 512 0005 000000 500 00 000	3.00
078707	0001	06/21/2016	X	School facilities rental of	05 001 2720 144 0000 000000 000 00 000	2,425.95
078707	0002	06/21/2016	X	Stadium lights: 23.75 hrs @	05 001 2720 451 0099 000000 400 00 000	1,187.50
078707	0003	06/21/2016	X	Berry lights: 6 hrs @ $50/hr	05 001 2720 451 0099 000000 700 00 000	300.00
078716	0001	06/22/2016	X	Employees' Share Insurance	05 001 1120 243 0000 000000 400 00 000	30.05
078716	0002	06/22/2016	X	Employees' Share Insurance	05 001 1120 241 0000 000000 400 00 000	6.08
078716	0003	06/22/2016	X	Employees' Share Insurance	05 001 1120 241 0000 000000 400 00 000	662.68
078717	0009	06/23/2016	X	Lost Textbook Fees	05 001 1130 520 0077 060000 500 00 000	57.00
078721	0002	06/24/2016	X	Lost library books - LJHS	05 001 2222 531 0026 000000 400 00 000	17.00
078725	0001	06/30/2016	X	Reimbursement for postage	05 001 2510 443 0011 000000 000 00 000	1,057.27
078728	0001	06/30/2016	X	Transportation for hw club	05 001 2822 483 0020 000000 900 00 000	1,300.00
				FUND CODE SUB-TOTAL:		9,279.53
078642	0001	06/02/2016	X	Redeposit start up cash	05 006 3110 560 0000 000000 606 00 000	56.00
078643	0001	06/02/2016	X	Reduction in food cost	05 006 3120 560 0000 000000 606 00 000	11.86
078650	0001	06/06/2016	X	Redeposit start up cash	05 006 3110 560 0000 000000 606 00 000	27.00
078661	0001	06/07/2016	X	Reduction in food cost	05 006 3120 560 0000 000000 606 00 000	155.14
078709	0001	06/21/2016	X	Dairy Settlement	05 006 3120 560 0000 000000 606 00 000	15,625.13
				FUND CODE SUB-TOTAL:		15,875.13
				GRAND TOTAL:		25,154.66

STATUS (STS) CODES:
A-RECEIPT B-REFUND OF RECEIPT V-VOID REFUND OF RECEIPT X-REDUCTION OF EXPENDITURE
C-APPROPRIATION OR BUDGET MODIFICATIONS D-EXPENSE/SUPPLIES DISTRIBUTION F-FUND TO FUND TRANSFER

Date: 07/15/2016 LEBANON CITY SCHOOL DISTRICT Page: 1
Time: 11:29 am SORT BY CHECK NUMBER (CHEKPY)
Monthly Check Register Board Report
CHECK DATES BETWEEN 06/01/2016 AND 06/30/2016
ALL CHECKS SELECTED

CHECK	TYPE	DATE	VENDOR	VENDOR	STATUS/DATE	BANK CODE	CHECK AMOUNT
150771	W	03/31/2016	REALLY GOOD STUFF, INC.	180182	VOID: 06/09/2016	L	18.19
151354	W	05/12/2016	RED ROOF INN	805339	VOID: 06/09/2016	L	149.00
151654	C	06/10/2016	LEBANON CITY SCHOOLS	901040		L	1,059,098.93
151655	C	06/10/2016	LEBANON CITY SCHOOLS	901040		L	22,400.00
151679	C	06/17/2016	LEBANON CITY SCHOOLS	901040		L	65,436.54
151681	D	06/08/2016	LEBANON CITY SCHOOLS	901040		L	381.36
151682	W	06/08/2016	ACSI ATTN: ACCOUNTS RECEIVABLE	010260	RECONCILED:06/30/2016	L	2,139.17
151683	W	06/08/2016	AP EXAMINATIONS ACCOUNT# 362910	803334	RECONCILED:06/30/2016	L	49,763.00
151684	W	06/08/2016	BECKMAN ENVIRONMENTAL	020330	RECONCILED:06/30/2016	L	112.27
151685	W	06/08/2016	BERGMAN, KIM	020397	RECONCILED:06/30/2016	L	30.00
151686	W	06/08/2016	BEST ONE TIRE AND SERVICE OF MID AMERICA	806966	RECONCILED:06/30/2016	L	121.50
151687	W	06/08/2016	BOWMAN, JESS	560209	RECONCILED:06/30/2016	L	55.00
151688	W	06/08/2016	BRICKER & ECKLER LLP	020810	RECONCILED:06/30/2016	L	708.13
151689	W	06/08/2016	BRYANT, DEBORAH	020905	RECONCILED:06/30/2016	L	1,150.30
151690	W	06/08/2016	BUCHANAN'S POWER EQUIPMENT	020930	RECONCILED:06/30/2016	L	35.15
151691	W	06/08/2016	CENGAGE LEARNING	805391	RECONCILED:06/30/2016	L	172.03
151692	W	06/08/2016	CINCINNATI BELL	802777	RECONCILED:06/30/2016	L	85.34
151693	W	06/08/2016	CINTAS #009 CINTAS CORP. - LOC. 009	030810	RECONCILED:06/30/2016	L	194.38
151694	W	06/08/2016	CULLIGAN CINCINNATI, OH	031760	RECONCILED:06/30/2016	L	646.16
151695	W	06/08/2016	DORN'S BUSINESS SOLUTIONS	040690	RECONCILED:06/30/2016	L	144.02
151696	W	06/08/2016	DUKE ENERGY	030760	RECONCILED:06/30/2016	L	4,960.92
151697	W	06/08/2016	EAST NOBLE SCHOOL CORPORATION ALL WRITE !!! c/o M HOFFAR	807326	RECONCILED:06/30/2016	L	230.00
151698	W	06/08/2016	ENVIRONMENTAL ENTERPRISES, INC	804309	RECONCILED:06/30/2016	L	475.00
151699	W	06/08/2016	FERRERO, BUTCH	805418	RECONCILED:06/30/2016	L	79.49
151700	W	06/08/2016	FIRST ADVANTAGE TAX CONSULTING SERVICES, LLC	807093	RECONCILED:06/30/2016	L	240.00
151701	W	06/08/2016	FOLEY, KRISTA	804186	RECONCILED:06/30/2016	L	79.49
151702	W	06/08/2016	FRANZ, CLIFTON	802828		L	47.18
151703	W	06/08/2016	FROST BROWN TODD LLC ATTN: ACCOUNTS RECEIVABLE DEPT	803510	RECONCILED:06/30/2016	L	2,531.95
151704	W	06/08/2016	GARY'S SERVICE CO., LLC	070130	RECONCILED:06/30/2016	L	218.40
151705	W	06/08/2016	GOPHER SPORT	070430	RECONCILED:06/30/2016	L	671.52
151706	W	06/08/2016	GORDON FOOD SERVICE	070449	RECONCILED:06/30/2016	L	15,803.81
151707	W	06/08/2016	HALL, JOSEPH	806927	RECONCILED:06/30/2016	L	142.34
151708	W	06/08/2016	HAMILTON COUNTY ESC TREASURERS OFFICE	080138	RECONCILED:06/30/2016	L	13,958.87
151709	W	06/08/2016	HAYNES, PATTY	806238	RECONCILED:06/30/2016	L	21.60
151710	W	06/08/2016	HEGLUND, THOMAS	803724	RECONCILED:06/30/2016	L	50.00
151711	W	06/08/2016	HOME DEPOT CREDIT SERVICES DEPT 32-2503690962	080907	RECONCILED:06/30/2016	L	92.92
151712	W	06/08/2016	HOUGHTON MIFFLIN HARCOURT PUBLISHING CO.	804155	RECONCILED:06/30/2016	L	3,850.00
151713	W	06/08/2016	ICE CREAM SPECIALTIES	805955	RECONCILED:06/30/2016	L	785.11
151714	W	06/08/2016	LEND LEASE CONSTRUCTION, INC.	806647	RECONCILED:06/30/2016	L	2,099,447.33
151715	W	06/08/2016	LYKINS OIL COMPANY	121258	RECONCILED:06/30/2016	L	14,623.46
151716	W	06/08/2016	MAXIM HEALTHCARE	805953	RECONCILED:06/30/2016	L	2,774.00

Monthly Check Register Board Report
CHECK DATES BETWEEN 06/01/2016 AND 06/30/2016
ALL CHECKS SELECTED

CHECK	TYPE	DATE	VENDOR	VENDOR	STATUS/DATE	BANK CODE	CHECK AMOUNT
			SERVICES, INC.				
151717	W	06/08/2016	MINUTEMAN PRESS	131320	RECONCILED:06/30/2016	L	348.75
151718	W	06/08/2016	NATIONAL SCHOOL PRODUCTS	140215	RECONCILED:06/30/2016	L	194.27
151719	W	06/08/2016	OPTIMA INC.	805410	RECONCILED:06/30/2016	L	102.00
151720	W	06/08/2016	PHILLIPS SUPPLY CO.	160320	RECONCILED:06/30/2016	L	10,147.23
151721	W	06/08/2016	POWERS, NICK	560289	RECONCILED:06/30/2016	L	50.00
151722	W	06/08/2016	RUMPKE	804873	RECONCILED:06/30/2016	L	161.25
151723	W	06/08/2016	SCHOOL SPECIALTY/ CLASSROOM DIRECT	030929	RECONCILED:06/30/2016	L	111.85
151724	W	06/08/2016	SHELTON, DONALD	560294	RECONCILED:06/30/2016	L	50.00
151725	W	06/08/2016	STANTON'S SHEET MUSIC	191611	RECONCILED:06/30/2016	L	583.81
151726	W	06/08/2016	STUDIO B LEBANON, LLC	806649	RECONCILED:06/30/2016	L	3,000.00
151727	W	06/08/2016	SYNCHRONY BANK/AMAZON Acct#6045781700037491	010460	RECONCILED:06/30/2016	L	9,253.94
151728	W	06/08/2016	TRUPOINTE COOPERATIVE	804425	RECONCILED:06/30/2016	L	1,480.91
151729	W	06/08/2016	UPS STORE 2162	130319	RECONCILED:06/30/2016	L	11.51
151730	W	06/08/2016	VERIZON WIRELESS	806436	RECONCILED:06/30/2016	L	1,358.36
151731	W	06/08/2016	W.R. HACKETT, INC.	804035	RECONCILED:06/30/2016	L	5,152.65
151732	W	06/08/2016	WARREN CO. EDUC. SERV. CENTER TREASURER'S OFFICE	230196	RECONCILED:06/30/2016	L	580.00
151733	W	06/08/2016	WHEELER, SUSAN	805152	RECONCILED:06/30/2016	L	34.92
151734	W	06/08/2016	WILLIAMS SCOTTSMAN, INC	190542	RECONCILED:06/30/2016	L	909.51
151735	W	06/14/2016	FBLA-PBL CONFERENCE REGISTRATIONS	060001	RECONCILED:06/30/2016	L	125.00
151736	W	06/14/2016	FBLA-PBL CONFERENCE REGISTRATIONS	060001	RECONCILED:06/30/2016	L	575.00
151737	W	06/16/2016	AIRGAS USA, LLC	804036	RECONCILED:06/30/2016	L	8.50
151738	W	06/16/2016	ALICE TRAINING INSTITUTE, LLC	807327	RECONCILED:06/30/2016	L	1,785.00
151739	W	06/16/2016	BRANT'S INC.	020760	RECONCILED:06/30/2016	L	206.77
151740	W	06/16/2016	PITNEY BOWES GLOBAL FINANCIAL SERVICES,LLC	160434	RECONCILED:06/30/2016	L	293.00
151741	W	06/16/2016	POWER OF THE PEN	160560	RECONCILED:06/30/2016	L	1,170.00
151742	W	06/16/2016	QUANTUM CORPORATION	807297	RECONCILED:06/30/2016	L	453.81
151743	W	06/16/2016	QUENCH USA INC.	803114	RECONCILED:06/30/2016	L	111.00
151744	W	06/16/2016	T2 Venture Corporation dba Subway Sandwiches	191985	RECONCILED:06/30/2016	L	112.50
151745	W	06/16/2016	THE CRYSTAL WATER COMPANY	031740	RECONCILED:06/30/2016	L	10.25
151746	W	06/16/2016	TIERNEY	807172	RECONCILED:06/30/2016	L	897.90
151747	W	06/22/2016	OHSAA-SW c/o BOB HUELSMAN, TREASURER	803819		L	80.00
151748	W	06/22/2016	OHSAA-SW c/o BOB HUELSMAN, TREASURER	803819		L	92.00
151749	W	06/22/2016	OHSAA-SW c/o BOB HUELSMAN, TREASURER	803819	VOID: 06/23/2016	L	345.00
151750	C	06/24/2016	LEBANON CITY SCHOOLS	901040		L	1,053,181.50
151751	W	06/22/2016	OHSAA-SW c/o BOB HUELSMAN, TREASURER	803819		L	90.00
151752	B	06/22/2016	Carter, Todd	803449		L	24.25
151753	B	06/22/2016	McCauley, Jeff and Winona	807368		L	24.25
151754	B	06/22/2016	Abt, Andrew	805331		L	20.95
151755	B	06/22/2016	APKE, RUTH	803765		L	31.40

Monthly Check Register Board Report
CHECK DATES BETWEEN 06/01/2016 AND 06/30/2016
ALL CHECKS SELECTED

CHECK	TYPE	DATE	VENDOR	VENDOR	STATUS/DATE	BANK CODE	CHECK AMOUNT
151756	B	06/22/2016	Bale, Heidi	807369	RECONCILED:06/30/2016	L	42.45
151757	B	06/22/2016	Finnessy, Stacey	805494	RECONCILED:06/30/2016	L	30.25
151758	B	06/22/2016	FLAKE, RICK	802652	RECONCILED:06/30/2016	L	62.75
151759	B	06/22/2016	Folmer, Robert and Kara	807370		L	53.30
151760	B	06/22/2016	Gallagher, Ken & Nikki	805720	RECONCILED:06/30/2016	L	20.85
151761	B	06/22/2016	GAMBILL, JOHN & KIM	804290		L	28.15
151762	B	06/22/2016	Garcia, Leonardo and Lucia	807371		L	26.50
151763	B	06/22/2016	Richmond, Kara	805694	RECONCILED:06/30/2016	L	48.90
151764	B	06/22/2016	Gilmour, Amy	804328		L	35.35
151765	B	06/22/2016	Lang, Keith and Christine	807372	RECONCILED:06/30/2016	L	34.15
151766	B	06/22/2016	Maupin, Brad/Tracy	803799		L	22.85
151767	B	06/22/2016	Moran, Bettina	807373	RECONCILED:06/30/2016	L	20.15
151768	B	06/22/2016	Tewani, Dee Dee	806751		L	21.65
151769	B	06/22/2016	Weiss, Ken and Julie	806598	RECONCILED:06/30/2016	L	45.30
151770	B	06/22/2016	Ardrey, Charlette	807189	RECONCILED:06/30/2016	L	32.00
151771	B	06/22/2016	Strolle, Rebecca	807374	RECONCILED:06/30/2016	L	90.00
151772	B	06/22/2016	Fuerst, Jennifer	700139	RECONCILED:06/30/2016	L	70.00
151773	W	06/23/2016	OHSAA-SW c/o BOB HUELSMAN, TREASURER	803819	VOID: 06/23/2016	L	340.00
151774	W	06/23/2016	OHSAA-SW c/o BOB HUELSMAN, TREASURER	803819		L	340.00
151775	W	06/23/2016	OHSAA-SW c/o BOB HUELSMAN, TREASURER	803819		L	1,485.00
151776	W	06/23/2016	ACCO BRANDS USA, LLC dba GENERAL BINDING CORP.	070200	RECONCILED:06/30/2016	L	435.60
151777	W	06/23/2016	AFRICA, BRYNNE	807341		P	200.00
151778	W	06/23/2016	ALFRED NICKLES BAKERY INC.	140433	RECONCILED:06/30/2016	L	2,030.76
151779	W	06/23/2016	ALLEN, MAURY	807355		L	80.00
151780	W	06/23/2016	ALLEN, SANDY	806358	RECONCILED:06/30/2016	L	16.53
151781	W	06/23/2016	ARAMARK UNIFORM SERVICES	010925		L	207.46
151782	W	06/23/2016	ARETZ FLORIST	010963	RECONCILED:06/30/2016	L	126.00
151783	W	06/23/2016	ATRIUM MEDICAL CENTER -A.T. ATTN: ED CARLISLE, A.T. COORD.	802725		L	210.00
151784	W	06/23/2016	AWARDS OF EXCELLENCE	804212		L	33.00
151785	W	06/23/2016	BARRETT, LISA	131265	RECONCILED:06/30/2016	L	44.75
151786	W	06/23/2016	BARSALA, VIRGINIA	806514		L	98.87
151787	W	06/23/2016	BATTERIES PLUS	805394	RECONCILED:06/30/2016	L	29.90
151788	W	06/23/2016	BEST ONE TIRE AND SERVICE OF MID AMERICA	806966	RECONCILED:06/30/2016	L	7,271.43
151789	W	06/23/2016	BICKFORD, HEATHER	020488		L	511.60
151790	W	06/23/2016	BLOOMER, HAYLEY E.	807330	RECONCILED:06/30/2016	S	500.00
151791	W	06/23/2016	BLUEGRASS LEARNING SERVICES	806968		L	950.00
151792	W	06/23/2016	BOB SUMEREL TIRE CO., INC. ACCT#580880	804191	RECONCILED:06/30/2016	L	2,513.96
151793	W	06/23/2016	BOGAERT, HANNAH M.	807335		S	500.00
151794	W	06/23/2016	BOSDELL, EMILY	807346	RECONCILED:06/30/2016	L	700.00
151795	W	06/23/2016	BOWMAN, JESS	560209	RECONCILED:06/30/2016	L	65.00
151796	W	06/23/2016	BRIGHT IDEAS PRESS, LLC	804897	RECONCILED:06/30/2016	L	4,505.34
151797	W	06/23/2016	BROOKOVER, KATHERYN	803594	RECONCILED:06/30/2016	L	24.30
151798	W	06/23/2016	BT GRAPHICS, INC.	802174		L	580.00
151799	W	06/23/2016	BUCHANAN'S POWER EQUIPMENT	020930	RECONCILED:06/30/2016	L	507.00

Monthly Check Register Board Report
CHECK DATES BETWEEN 06/01/2016 AND 06/30/2016
ALL CHECKS SELECTED

CHECK	TYPE	DATE	VENDOR	VENDOR	STATUS/DATE	BANK CODE	CHECK AMOUNT
151800	W	06/23/2016	BUTLER CO. ESC TREASURER'S OFFICE	804648	RECONCILED:06/30/2016	L	6,817.33
151801	W	06/23/2016	BUTLER, SCOTT	021137		L	115.24
151802	W	06/23/2016	C&C SCHOOL BUS PARTS, LLC	804113	RECONCILED:06/30/2016	L	795.50
151803	W	06/23/2016	CAMBIZACA, SARAI	807360		L	75.00
151804	W	06/23/2016	CASTLE, KELLEY	807361		L	120.00
151805	W	06/23/2016	CDW GOVERNMENT, INC.	030015	RECONCILED:06/30/2016	L	5,530.00
151806	W	06/23/2016	CEDARVILLE UNIVERSITY	030293	RECONCILED:06/30/2016	L	37.74
151807	W	06/23/2016	CENTER FOR RESPONSIVE SCHOOLS, INC.	140456	RECONCILED:06/30/2016	L	39,900.00
151808	W	06/23/2016	CHAMBERLAIN, ANDIE	806667	RECONCILED:06/30/2016	L	109.99
151809	W	06/23/2016	CHILDREN'S HOSPITAL MEDICAL CENTER - ACCT. DEPT. MLC 4900	805742	RECONCILED:06/30/2016	L	19,401.08
151810	W	06/23/2016	CHRISTIAN, JAMES	807358		L	34.00
151811	W	06/23/2016	CINTAS #009 CINTAS CORP. - LOC. 009	030810	RECONCILED:06/30/2016	L	44.75
151812	W	06/23/2016	COCA-COLA REFRESHMENTS USA INC	031007	RECONCILED:06/30/2016	L	875.13
151813	W	06/23/2016	COLEMAN, DALLAS	807356		L	80.00
151814	W	06/23/2016	COLLINS, TIM	807359		L	33.00
151815	W	06/23/2016	COMPLETE CARE PROVIDERS, LLC	807182	RECONCILED:06/30/2016	L	36,740.00
151816	W	06/23/2016	CONGER, CHRISTOPHER	805548		L	35.00
151817	W	06/23/2016	CONNOR ELECTRIC CO.	031230	RECONCILED:06/30/2016	L	203.58
151818	W	06/23/2016	CORNELL, SHELLIE	807142	RECONCILED:06/30/2016	L	10.80
151819	W	06/23/2016	CUMBERLAND THERAPY SERVICES	806930	RECONCILED:06/30/2016	L	5,185.44
151820	W	06/23/2016	DAVE AND BUSTER'S OF CINCINNATI	806442		L	500.00
151821	W	06/23/2016	DAY, ALICIA	807345		S	500.00
151822	W	06/23/2016	DELL MARKETING L.P. C/O DELL USA L.P.	040323	RECONCILED:06/30/2016	L	334.88
151823	W	06/23/2016	DIEGEL, TRISTAN DALTON	807331	RECONCILED:06/30/2016	P	500.00
151824	W	06/23/2016	DIESEL INJECTION SERVICE CO.	805582	RECONCILED:06/30/2016	L	1,088.44
151825	W	06/23/2016	DISCOVERY EDUCATION	040510	RECONCILED:06/30/2016	L	10,080.00
151826	W	06/23/2016	DOMINOS PIZZA	040608		L	192.00
151827	W	06/23/2016	DORN'S BUSINESS SOLUTIONS	040690	RECONCILED:06/30/2016	L	1,454.98
151828	W	06/23/2016	DOUBLE TREE ATLANTA DOWNTOWN	807365		L	458.00
151829	W	06/23/2016	DOYLE, MARVIN	803159		L	70.00
151830	W	06/23/2016	ENIX, JASON	806472	RECONCILED:06/30/2016	L	13.83
151831	W	06/23/2016	ENNIS BRITTON CO., LPA	050660		L	1,966.42
151832	W	06/23/2016	ERICKSON POLES, INC. ALTIUS POLES, INC.	807283		L	541.00
151833	W	06/23/2016	EXCEL CORPORATE CARE	050903		L	405.00
151834	W	06/23/2016	FAYSON, LEVON "FAYE"	807357	RECONCILED:06/30/2016	L	172.00
151835	W	06/23/2016	FICK, JERRY	802942		L	160.00
151836	W	06/23/2016	FLAIG, JENNY	802268		L	6.59
151837	W	06/23/2016	FRY, STEVEN	807354		L	88.00
151838	W	06/23/2016	GALLOPADE INTERNATIONAL, INC.	200160	RECONCILED:06/30/2016	L	22,741.21
151839	W	06/23/2016	GIBSON, CHERIE	806928		L	70.31
151840	W	06/23/2016	GORDON, BRET	805691		L	4.97
151841	W	06/23/2016	GORSUCH, JEFF	802290		L	65.00
151842	W	06/23/2016	GRALER, MARK	070530		L	69.03
151843	W	06/23/2016	Gregg, Kim	801757		L	5.19

Monthly Check Register Board Report
CHECK DATES BETWEEN 06/01/2016 AND 06/30/2016
ALL CHECKS SELECTED

CHECK	TYPE	DATE	VENDOR	VENDOR	STATUS/DATE	BANK CODE		CHECK AMOUNT
151844	W	06/23/2016	HAMILTON COUNTY ESC TREASURERS OFFICE	080138	RECONCILED:06/30/2016	L		18,815.50
151845	W	06/23/2016	HATHAWAY, TOM	804123		L		65.00
151846	W	06/23/2016	HEROLD, DARWIN	080650	RECONCILED:06/30/2016	L		25.38
151847	W	06/23/2016	HILL, BECKY	080686	RECONCILED:06/30/2016	L		48.98
151848	W	06/23/2016	HOBBS, TERESA (TERI)	803846	RECONCILED:06/30/2016	L		160.00
151849	W	06/23/2016	HOCKMAN PIANOS KEVIN HOCKMAN	080790	RECONCILED:06/30/2016	L		155.00
151850	W	06/23/2016	HOUGHTON MIFFLIN HARCOURT PUBLISHING CO.	180472	RECONCILED:06/30/2016	L		1,743.62
151851	W	06/23/2016	HOUGHTON MIFFLIN HARCOURT PUBLISHING CO.	804155	RECONCILED:06/30/2016	L		14,385.80
151852	W	06/23/2016	HUNTER, TERRI	081194		L		44.75
151853	W	06/23/2016	HUTCHINSON, MELISSA	804941		L		700.00
151854	W	06/23/2016	IBS OF OHIO RIVER VALLEY	804243	RECONCILED:06/30/2016	L		109.86
151855	W	06/23/2016	ING ReliaStar Life Insurance Co.	805715	RECONCILED:06/30/2016	L		2,365.23
151856	W	06/23/2016	INTERSTATE BILLING SERVICE, INC.	805667	RECONCILED:06/30/2016	L		13,289.79
151857	W	06/23/2016	K-12 BUSINESS CONSULTING, INC.	807258	RECONCILED:06/30/2016	L		18,532.48
151858	W	06/23/2016	KANE, MCKENZIE	807328		S		500.00
151859	W	06/23/2016	KEMPER, TOM	807352	RECONCILED:06/30/2016	L		65.00
151860	W	06/23/2016	KENNEALLY, KEVIN	802799	RECONCILED:06/30/2016	L		35.00
151861	W	06/23/2016	KLEINER, MATTHEW	520444	RECONCILED:06/30/2016	L		65.00
151862	W	06/23/2016	KLETZLY, BETH	110410	RECONCILED:06/30/2016	L		38.79
151863	W	06/23/2016	KOCH REFRIGERATION	110442	RECONCILED:06/30/2016	L		392.50
151864	W	06/23/2016	KOI ENTERPRISES, INC. dba LEBANON AUTO PARTS	120430	RECONCILED:06/30/2016	L		2,253.10
151865	W	06/23/2016	KONE INC. 6082	160960	RECONCILED:06/30/2016	L		1,184.19
151866	W	06/23/2016	KROETZSCH, BRIAN	807351		L		225.00
151867	W	06/23/2016	LEND LEASE CONSTRUCTION, INC.	806647	RECONCILED:06/30/2016	L		796,133.39
151868	W	06/23/2016	MARQUISS, NIKKI	803377		L		22.47
151869	W	06/23/2016	MAXIM HEALTHCARE SERVICES, INC.	805953	RECONCILED:06/30/2016	L		361.00
151870	W	06/23/2016	MCGRAW-HILL SCHOOL EDUCATION HOLDINGS, LLC dba WRIGHT GROUP	230560	RECONCILED:06/30/2016	L		6,771.48
151871	W	06/23/2016	MCHENRY, SHERI	130745	RECONCILED:06/30/2016	L		17.72
151872	W	06/23/2016	MCMILLIN, EVAN C.	807337		S	(Multi-bank check)	1,000.00
151873	W	06/23/2016	MODERN LEASING	806608	RECONCILED:06/30/2016	L		16,760.14
151874	W	06/23/2016	MUNNS, MICHAEL	805751		L		65.00
151875	W	06/23/2016	Murnahan, Jesse	802361		L		95.58
151876	W	06/23/2016	NEOLA, INC.	802173		L		1,177.62
151877	W	06/23/2016	NICHOLS, ROB	806872	RECONCILED:06/30/2016	L		194.00
151878	W	06/23/2016	NORMAN, MARLA	803967		L		700.00
151879	W	06/23/2016	NORWOOD HARDWARE & SUPPLY CO.	140470	RECONCILED:06/30/2016	L		98.00
151880	W	06/23/2016	OAPSA ATTN: GWENN SPENCE, OAPSA SWCS	806147	RECONCILED:06/30/2016	L		120.00
151881	W	06/23/2016	OBRYAN, JOHN	807271	RECONCILED:06/30/2016	L		65.00
151882	W	06/23/2016	OFFICE DEPOT, INC. Educational Customer# 31834216	150080	RECONCILED:06/30/2016	L		112.00

Monthly Check Register Board Report
CHECK DATES BETWEEN 06/01/2016 AND 06/30/2016
ALL CHECKS SELECTED

CHECK	TYPE	DATE	VENDOR	VENDOR	STATUS/DATE	BANK CODE	CHECK AMOUNT
151883	W	06/23/2016	OSBORNE, DONALD	804007		L	110.00
151884	W	06/23/2016	PAR, INC.	160763	RECONCILED:06/30/2016	L	554.04
151885	W	06/23/2016	PATRIOT TEAM DISTRIBUTING INC	804196		L	1,168.58
151886	W	06/23/2016	PEARSON EDUCATION INC	140037	RECONCILED:06/30/2016	L	320.20
151887	W	06/23/2016	Perfection Learning	802134	RECONCILED:06/30/2016	L	188.77
151888	W	06/23/2016	PETERS, PATRICIA	806477	RECONCILED:06/30/2016	L	18.69
151889	W	06/23/2016	PITNEY BOWES INC.	160438	RECONCILED:06/30/2016	L	143.98
151890	W	06/23/2016	PROCESS CONSTRUCTION, INC. PCI SERVICES	806004	RECONCILED:06/30/2016	L	2,242.70
151891	W	06/23/2016	PROLINK HEALTHCARE, LLC.	806701	RECONCILED:06/30/2016	L	19,192.95
151892	W	06/23/2016	QUANDEL CONSTRUCTION GROUP, INC.	806624		L	5,798.77
151893	W	06/23/2016	QUILL CORPORATION	170020		L	48.86
151894	W	06/23/2016	R.E.M. COMMUNICATIONS INC.	805844	RECONCILED:06/30/2016	L	92,768.00
151895	W	06/23/2016	READYREFRESH BY NESTLE	807347	RECONCILED:06/30/2016	L	192.60
151896	W	06/23/2016	REHBERG, TYNA	806197		L	399.00
151897	W	06/23/2016	REIFENBERGER, BRENDA	180260		L	20.77
151898	W	06/23/2016	REITER DAIRY SPRINGFIELD	806615	RECONCILED:06/30/2016	L	5,997.41
151899	W	06/23/2016	ROACH, ROBERT	560236		L	65.00
151900	W	06/23/2016	ROYCE CAFE 3 COFFEEHOUSE GREG M. GROTE	806620		L	35.61
151901	W	06/23/2016	RUMPKE	804873	RECONCILED:06/30/2016	L	181.96
151902	W	06/23/2016	RUSSELL, ALISA	807158		L	700.00
151903	W	06/23/2016	SAFETY-KLEEN SYSTEMS, INC.	804198	RECONCILED:06/30/2016	L	301.85
151904	W	06/23/2016	SAMS, GAIL	190074		L	79.92
151905	W	06/23/2016	SCHMIDT, LILLIAN	807333	RECONCILED:06/30/2016	P	500.00
151906	W	06/23/2016	SCHOLASTIC INC. SCHOLASTIC BOOK CLUB	190290	RECONCILED:06/30/2016	L	146.00
151907	W	06/23/2016	SCHOLASTIC INC.	190293	RECONCILED:06/30/2016	L	151.51
151908	W	06/23/2016	SCHOOL SPECIALTY	806349	RECONCILED:06/30/2016	L	245.53
151909	W	06/23/2016	SCHRICHTEN, CASEY	190500		L	45.15
151910	W	06/23/2016	SCOTT'S AWARDS, INC.	804910		L	2,554.12
151911	W	06/23/2016	SERBINSKI, CAROLYN	805275		L	35.00
151912	W	06/23/2016	SERBINSKI, STEVEN	806610		L	40.00
151913	W	06/23/2016	SHELTON, DONALD	560294	RECONCILED:06/30/2016	L	375.00
151914	W	06/23/2016	SHELTON, JAKEB	807362	RECONCILED:06/30/2016	L	33.00
151915	W	06/23/2016	SHP LEADING DESIGN	806536	RECONCILED:06/30/2016	L	75,499.49
151916	W	06/23/2016	SMITHER, NATALIE	807332		P	200.00
151917	W	06/23/2016	SOUTHERN OHIO ESC	805374	RECONCILED:06/30/2016	L	550.00
151918	W	06/23/2016	SOWDERS, PHIL	806410	RECONCILED:06/30/2016	L	65.00
151919	W	06/23/2016	ST. RITA SCHOOL FOR THE DEAF	191940	RECONCILED:06/30/2016	L	320.00
151920	W	06/23/2016	STERLING PAPER COMPANY STERLING DISTRIBUTION	191837	RECONCILED:06/30/2016	L	18.63
151921	W	06/23/2016	STEWART, WILLIAM J.	804698		L	112.25
151922	W	06/23/2016	STOCKER, RONALD A.	807234		L	154.00
151923	W	06/23/2016	STUDIES WEEKLY AMERICAN LEGACY PUBLISHING	802988	RECONCILED:06/30/2016	L	229.08
151924	W	06/23/2016	SUBURBAN OIL CO. dba PETROCHOICE OHIO	804199	RECONCILED:06/30/2016	L	684.04
151925	W	06/23/2016	SWANSON, JEFF	802165	RECONCILED:06/30/2016	L	700.00

Monthly Check Register Board Report
CHECK DATES BETWEEN 06/01/2016 AND 06/30/2016
ALL CHECKS SELECTED

CHECK	TYPE	DATE	VENDOR	VENDOR	STATUS/DATE	BANK CODE	CHECK AMOUNT
151926	W	06/23/2016	SWIFT, DAVID	807286		L	50.00
151927	W	06/23/2016	TED HEGNER TED HEGNER PLUMBING	803462	RECONCILED:06/30/2016	L	1,430.00
151928	W	06/23/2016	TEWANI, PRIYANKA	807336		S	500.00
151929	W	06/23/2016	THE CITY OF LEBANON UTILITY OFFICE	030840	RECONCILED:06/30/2016	L	62,270.35
151930	W	06/23/2016	THOMAS, DENISE	804675	RECONCILED:06/30/2016	L	25.22
151931	W	06/23/2016	TOWNE PEST CONTROL	200392		L	185.00
151932	W	06/23/2016	TREASURER STATE OF OHIO DOIC ATTN: FISCAL EL	150201		L	159.75
151933	W	06/23/2016	TRIMBACH, NOAH	807363		L	65.00
151934	W	06/23/2016	TRUNK, MICHAEL	807334	RECONCILED:06/30/2016	S	464.00
151935	W	06/23/2016	TURPIN, MITCHELL	807343	RECONCILED:06/30/2016	S	464.00
151936	W	06/23/2016	U.S. BANK	050555	RECONCILED:06/30/2016	L	698.88
151937	W	06/23/2016	US GAMES	806537	RECONCILED:06/30/2016	L	455.08
151938	W	06/23/2016	VANDEGRIFT, JIM	520868	RECONCILED:06/30/2016	L	138.78
151939	W	06/23/2016	VERTICAL SYSTEMS ELEVATOR	220162	RECONCILED:06/30/2016	L	172.76
151940	W	06/23/2016	VRANKA, GABRIELLE	807342		S	500.00
151941	W	06/23/2016	WALGREEN COMPANY PLAN ID: LCSOH	805072	RECONCILED:06/30/2016	L	267.99
151942	W	06/23/2016	WARREN CO. EDUC. SERV. CENTER TREASURER'S OFFICE	230196	RECONCILED:06/30/2016	L	320,076.55
151943	W	06/23/2016	WEILER WELDING INC., CO	230360	RECONCILED:06/30/2016	L	36.27
151944	W	06/23/2016	WEST MUSIC COMPANY	230420	RECONCILED:06/30/2016	L	142.55
151945	W	06/23/2016	WIESER EDUCATIONAL	802716		L	1,614.94
151946	W	06/23/2016	WILLIAM H. SADLIER, INC	190050	RECONCILED:06/30/2016	L	2,214.18
151947	W	06/23/2016	WIRTHLIN, SERENA	807364		L	75.00
151948	W	06/23/2016	WOLFENBARGER, CHEYENNE E.	807329		S	200.00
151949	W	06/23/2016	WSU OFFICE OF THE BURSAR	803380	RECONCILED:06/30/2016	L	3,325.00
151950	W	06/23/2016	YOUNG, MICHAEL	807353		L	65.00
151951	W	06/23/2016	ZANER-BLOSER, INC.	020460	RECONCILED:06/30/2016	L	592.48
151952	W	06/28/2016	ALLEN, SANDY	806358		L	64.80
151953	W	06/28/2016	APPLE, INC.	010920		L	13,891.00
151954	W	06/28/2016	ASCD	010097		L	475.94
151955	W	06/28/2016	ASSESSMENT TECHNOLOGIES A DIV. OF EASY GRAPHICS CORP	050100		L	1,990.00
151956	W	06/28/2016	B&H PHOTO-VIDEO REMITTANCE PROCESSING CNTR.	802150		L	240.00
151957	W	06/28/2016	BODEY SALES, LLC	803415		L	1,560.00
151958	W	06/28/2016	BROAD REACH	807344		L	275.73
151959	W	06/28/2016	BROOKOVER, KATHERYN	803594		L	64.80
151960	W	06/28/2016	BROWN, JENNIFER	806986		L	175.00
151961	W	06/28/2016	BT GRAPHICS, INC.	802174		L	580.00
151962	W	06/28/2016	BUCHANAN'S POWER EQUIPMENT	020930		L	62.51
151963	W	06/28/2016	BUTLER CO. ESC TREASURER'S OFFICE	804648		L	6,150.00
151964	W	06/28/2016	CDW GOVERNMENT, INC.	030015		L	1,050.00
151965	W	06/28/2016	CHARD SNYDER & ASSOCIATES INC.	806236		L	680.00
151966	W	06/28/2016	CINCINNATI BELL ACCT# 513-933-2102 094	802718		L	981.09

Monthly Check Register Board Report
CHECK DATES BETWEEN 06/01/2016 AND 06/30/2016
ALL CHECKS SELECTED

CHECK	TYPE	DATE	VENDOR	VENDOR	STATUS/DATE	BANK CODE	CHECK AMOUNT
151967	W	06/28/2016	CINCINNATI BELL ACCT. # 513-228-1123 622	802604		L	317.56
151968	W	06/28/2016	CINCINNATI BELL ACCT. # 513-934-5100 422	020566		L	319.58
151969	W	06/28/2016	CINCINNATI BELL ANY DISTANCE	020563		L	28.96
151970	W	06/28/2016	CUMBERLAND THERAPY SERVICES	806930		L	1,598.00
151971	W	06/28/2016	DELL MARKETING L.P. C/O DELL USA L.P.	040323		L	8,210.23
151972	W	06/28/2016	DISCOVERY EDUCATION	040510		L	6,750.00
151973	W	06/28/2016	DORN'S BUSINESS SOLUTIONS	040690		L	494.90
151974	W	06/28/2016	DUKE ENERGY	030760		L	4,247.22
151975	W	06/28/2016	ENIX, JASON	806472		L	16.53
151976	W	06/28/2016	GIBSON, BETH	700267		L	19.44
151977	W	06/28/2016	GORDON, BRET	805691		L	85.65
151978	W	06/28/2016	GRAINGER	804685		L	356.34
151979	W	06/28/2016	HAMILTON COUNTY ESC TREASURERS OFFICE	080138		L	1,220.00
151980	W	06/28/2016	HOME DEPOT CREDIT SERVICES DEPT 32-2503690962	080907		L	292.83
151981	W	06/28/2016	HSTW OHIO NETWORK OH SCHOOL IMPROVEMENT INST.	806902		L	1,320.00
151982	W	06/28/2016	INDIANA UNIVERSITY-PURDUE UNIV ACCTS RECEIVABLE	807257		L	1,123.49
151983	W	06/28/2016	KROGER CO. CINCINNATI CUSTOMER CHARGES	110545		L	1,438.54
151984	W	06/28/2016	LANGE, JENNIFER	600005		L	79.92
151985	W	06/28/2016	LEBANON LOCAL, LLC	806469		L	500.00
151986	W	06/28/2016	LINEHAUL HEAVY DUTY, LLC	805272		L	6.85
151987	W	06/28/2016	MURTHY, LAKSHMINARAYANA	807379		L	110.00
151988	W	06/28/2016	NADLER, JANELL	140056		L	24.30
151989	W	06/28/2016	OFFICE DEPOT, INC. Educational Customer# 31834216	150080		L	36.68
151990	W	06/28/2016	PFISTER, DAVE	805652		L	110.00
151991	W	06/28/2016	QUILL CORPORATION	170020		L	200.71
151992	W	06/28/2016	Rollyson, Mary	807378		L	41.50
151993	W	06/28/2016	RUMPKE	804873		L	895.24
151994	W	06/28/2016	STRUEWING, NANCY	807296		L	954.24
151995	W	06/28/2016	TIBBS, PAT	200210		L	137.97
151996	W	06/28/2016	VOYA	806879		L	25,462.32
151997	W	06/28/2016	WALMART COMMUNITY/RFCSLLC	220900		L	3,616.84
151998	W	06/28/2016	WILLIAMS SCOTTSMAN, INC	190542		L	17,936.82
151999	W	06/28/2016	WILLIS MUSIC COMPANY	806203		L	672.59
152000	W	06/28/2016	ZANER-BLOSER, INC.	020460		L	858.38
152001	D	06/29/2016	LEBANON CITY SCHOOLS	901040		L	4,290.47
152002	T	06/30/2016	LEBANON CITY SCHOOLS	901040		L	3,943.05
152003	T	06/30/2016	LEBANON CITY SCHOOLS	901040		L	289,419.85
152004	D	06/30/2016	LEBANON CITY SCHOOLS	901040		L	3,236.03
152005	D	06/30/2016	LEBANON CITY SCHOOLS	901040		L	1,921.64
152006	D	06/30/2016	LEBANON CITY SCHOOLS	901040		L	83.18
152007	D	06/30/2016	LEBANON CITY SCHOOLS	901040		L	37.00
152008	D	06/30/2016	LEBANON CITY SCHOOLS	901040		L	1,292.26

Monthly Check Register Board Report
CHECK DATES BETWEEN 06/01/2016 AND 06/30/2016
ALL CHECKS SELECTED

CHECK	TYPE	DATE	VENDOR	VENDOR	STATUS/DATE	BANK CODE	CHECK AMOUNT
152009	M	06/10/2016	STRS OHIO	901022		L	7,988.24
152010	M	06/10/2016	Lebanon City Schools Medicare Benefits	901041		L	14,556.44
152011	M	06/17/2016	Lebanon City Schools Medicare Benefits	901041		L	948.87
152012	M	06/23/2016	LEBANON CITIZENS NATIONAL BANK	901035		L	1,500.00
152013	M	06/27/2016	LEBANON CITIZENS NATIONAL BANK	901035		L	53,625.00
152014	M	06/24/2016	Lebanon City Schools Medicare Benefits	901041		L	14,189.15
152015	M	06/28/2016	STRS OHIO	901022		L	7,988.24
152016	M	06/30/2016	Robert W. Baird and Co. Attn: Debra Kelbaugh	901021		L	265.94
152017	M	06/30/2016	STRS OHIO	901022		L	252,522.00
152018	M	06/30/2016	SERS	901030		L	106,092.00
152019	M	06/30/2016	LEBANON CITIZENS NATIONAL BANK	901035		L	126.71
152020	M	06/30/2016	LEBANON CITY SCHOOLS	901040		L	1,057.27
152021	M	06/30/2016	WARREN COUNTY ESC	901055		L	2,828.50
152022	M	06/30/2016	TUITION	901090	VOID: 06/30/2016	L	293,344.34
152023	W	06/30/2016	DENTAL CARE PLUS	040375		L	29,966.08
152025	M	06/08/2016	SERS	901030		L	1,852.07
152026	M	06/30/2016	LEBANON CITY SCHOOLS	901040		L	29.45
152027	M	06/30/2016	LEBANON CITY SCHOOLS	901040		L	875.00
152028	M	06/30/2016	LEBANON CITY SCHOOLS	901040		L	1,300.00
152029	M	06/30/2016	LEBANON CITY SCHOOLS	901040		L	2,598.90
152030	M	06/30/2016	LEBANON CITY SCHOOLS	901040		L	69.28
152031	M	06/30/2016	LEBANON CITY SCHOOLS	901040		L	49.33
152032	M	06/30/2016	LEBANON CITY SCHOOLS	901040		L	1,489.84
152033	D	06/30/2016	LEBANON CITY SCHOOLS	901040		L	461.80
152034	M	06/30/2016	TUITION	901090		L	288,054.24
152035	M	06/02/2016	Reserve Account Account # 38937967	900003		L	3,000.00
152036	T	06/30/2016	LEBANON CITY SCHOOLS	901040		L	256,788.67

V VOIDED CHECKS	5	CHECK TOTALS	294,196.53
R RECONCILED CHECKS	180	CHECK TOTALS	3,915,668.87
W WARRANT CHECKS	300	CHECK TOTALS	4,084,223.65
M MEMO CHECKS	24	CHECK TOTALS	1,056,350.81
B REFUND CHECKS	21	CHECK TOTALS	785.45
I INVESTMENT CHECKS	0	CHECK TOTALS	0.00
T TRANSFER CHECKS	3	CHECK TOTALS	550,151.57
D DISTRIBUTION CHECKS	8	CHECK TOTALS	11,703.74
C PAYROLL CHECKS	4	CHECK TOTALS	2,200,116.97
MISSING CHECKS	0		
** TOTAL CHECKS (LESS VOIDED)	355	** TOTAL NET	7,609,135.66
*** TOTAL CHECKS WRITTEN	360	*** GRAND TOTALS	7,903,332.19

Lebanon City School District		
Reconciliation of FINSUM to CHEKPY Reports		
For the Month Ending June 30, 2016		
FINSUM Month to Date Expenditures		**$ 7,571,491.81**
CHEKPY Report Totals		
Warrant Checks	$ 4,084,223.65	
Memo Checks	$ 1,056,350.81	
Refund Checks	$ 785.45	
Investment Checks	$ -	
Transfer Checks	$ 550,151.57	
Distribution Checks	$ 11,703.74	
Payroll Checks	$ 2,200,116.97	
Grand Total CHEKPY Report	**$ 7,903,332.19**	
Less Voided Checks	$ (294,196.53)	
Less Refunded Checks	$ (785.45)	
Voided Refund Check	$ -	
Less Distribution Checks	$ (11,703.74)	
Less Reduction of Expenditure Receipts	$ (25,154.66)	
Net Total of Month to Date Expenditures		**$ 7,571,491.81**
Difference Between FINSUM and CHEKPY Reports		**$ (0.00)**

SECTION III

Lebanon CSD Bank Reconciliation Report
Lebanon CSD Payroll Reconciliation Report
Lebanon CSD Investment Report
Lebanon CSD Interest Report
Lebanon CSD Debt Schedules
Warren County Expenditures Per Pupil Charts
Warren County School Tax Comparisons
Lebanon CSD Enrollment History

Lebanon City School District
Bank Reconciliation
June 30, 2016

BANK ACCOUNTS

LCNB - OPERATING ACCOUNT	$9,428,489.20
CHANGE FUNDS	$60.00

INVESTMENT ACCOUNTS

STAR OHIO - GENERAL	$2,131,031.61
STAR OHIO - BOND RETIREMENT	$1,714,003.74
STAR OHIO - CAPITAL PROJECTS	$482,288.54
STAR OHIO - DOMINOS/ROSALIE SATCHELL SCHOLARSHIP	$14,470.10
STAR OHIO - EXPENDABLE TRUST SCHOLARSHIPS	$41,235.50
STAR OHIO - NONEXPENDABLE TRUST SCHOLARSHIPS	$13,736.70
STAR OHIO - AL RUSSELL BASEBALL SCHOLARSHIP	$5,898.71
STAR PLUS - GENERAL	$10,071,297.38
BAIRD INVESTMENT FUND	$2,123,096.94
HUNGTINGON MONEY MARKET	$6,965,926.95
HUNGTINGON MONEY MARKET	$2,490,187.64
HUNTINGTON - FRIENDS OF ACADEMICS	$97,973.98
HUNTINGTON - MONEY MARKET LOUISA JUREY WRIGHT	$21,358.63
HUNTINGTON - MONEY MARKET GENERAL ACCOUNT	$19,625.35
HUNTINGTON - HUB 037730	$18,161,258.16
HUNTINGTON - HUB 037716	$6,364.28
TOTAL	$53,788,303.41

OUTSTANDING CHECKS

O/S CHECKS - LCNB OPERATING	($357,458.57)

BANK ADJUSTMENTS

PAYROLL ADJUSTMENTS	$3,006.34
CHECK # 151593 CLEARED BANK AT $149.53; SHOULD HAVE BEEN $149.63	($0.10)

DEPOSITS IN TRANSIT

CORRECTION OF FEES CHARGED ON HUNTINGTON ACCOUNT	$3,237.58

ADJUSTED BANK BALANCE	$53,437,088.66	
BOOK BALANCE / ADJUSTMENTS		
BOOK BALANCE	$53,437,088.66	$0.00
ADJUSTED BOOK BALANCE	$53,437,088.66	

TIES TO FUND BALANCE ON FINSUMM REPORT

Reviewed By: P e Date: 7/14/2016

7/8/2016
Prepared by: Inga Fisher

Lebanon City School District
Payroll Reconciliation
June 30, 2016

LCNB Payroll Account		266,538.14
Outstanding Checks		
O/S Checks - LCNB Payroll		(87,864.76)
Deposits in Transit		
	Adjusted Bank Balance	178,673.38
Adjustments		
Negative Accumulator for Refund of Contribution		40.00
Correct Payroll Transfer for 6/16/16 paydate		(3,000.00)
June SERS to be Processed in July		(53,612.46)
June SWOOSH Amounts ACH'd in July		(122,094.58)
Interest for June		(6.34)
	Adjusted Balance	0.00

Reconciliation Reviewed By: _____

7/1/2016
Prepared by: Inga Fisher

Lebanon City School District
Investment Report
For the Month Ending June 30, 2016

Type	Issuer	Face Value	Coupon Rate	Maturity Date	Purchase Date	Yield to Maturity	Days to Maturity	Market Value
FFCB Note (3133EEZR4)	Baird Investment Fund	159,667.20	0.60%	4/21/2017	5/27/2015	0.71%	295	160,013.80
FNMA Note (3135G0TG8)	Baird Investment Fund	128,662.30	0.88%	2/8/2018	11/14/2014	1.20%	588	130,662.87
FNMA Note (3135G0WN9)	Baird Investment Fund	104,895.00	1.00%	4/30/2018	4/19/2013	1.02%	669	105,020.16
FNMA Note (3135G0WJ8)	Baird Investment Fund	119,862.00	0.88%	5/21/2018	5/21/2016	0.93%	690	120,474.96
FHLB Note (3130A4YA4)	Baird Investment Fund	204,995.90	1.50%	8/15/2018	4/10/2015	1.05%	776	206,399.12
FHLM Note (3134G7S51)	Baird Investment Fund	159,987.20	1.20%	10/29/2018	10/7/2015	1.20%	851	160,060.96
FHLM Note (3137EADZ9)	Baird Investment Fund	119,960.40	1.13%	4/15/2019	3/21/2016	1.14%	1,019	221,869.34
FHLM Note (3134G9HA8)	Baird Investment Fund	149,917.50	1.35%	5/24/2019	5/24/2016	1.37%	1,058	150,082.05
FNMA Note (3135G0K93)	Baird Investment Fund	200,000.00	1.25%	6/28/2019	6/28/2016	1.25%	1,093	200,149.40
FHLB Note (3130A6L54)	Baird Investment Fund	200,000.00	1.40%	10/8/2019	6/27/2016	1.40%	1,195	199,939.80
FNMA Note (3136G2RQ2)	Baird Investment Fund	165,000.00	1.40%	10/29/2019	10/27/2015	1.40%	1,216	165,028.21
FHLM Note (3134G8VA4)	Baird Investment Fund	165,000.00	1.50%	12/30/2019	3/30/2016	1.50%	1,278	165,114.67
Money Market	Baird Investment Fund	145,158.44	0.00%	6/30/2016	6/29/2016	0.00%	-	145,158.44
Money Market	Star Ohio General Fund	2,131,031.61	0.52%	6/30/2016	6/29/2016	0.52%	-	2,131,031.61
Money Market	Star Ohio Bond Retirement	1,714,003.74	0.52%	6/30/2016	6/29/2016	0.52%	-	1,714,003.74
Money Market	Star Ohio Capital Projects	482,288.54	0.52%	6/30/2016	6/29/2016	0.52%	-	482,288.54
Money Market	Star Ohio Dominos Scholarship	14,470.10	0.52%	6/30/2016	6/29/2016	0.52%	-	14,470.10
Money Market	Star Ohio Expendable Trust Scholarships	41,235.50	0.52%	6/30/2016	6/29/2016	0.52%	-	41,235.50
Money Market	Star Ohio Nonexpendable Trust Scholarships	13,736.70	0.52%	6/30/2016	6/29/2016	0.52%	-	13,736.70
Money Market	Star Ohio Al Russell Scholarship Fund	5,898.71	0.52%	6/30/2016	6/29/2016	0.52%	-	5,898.71
Money Market	Star Plus General Fund	10,071,297.38	0.37%	6/30/2016	6/29/2016	0.37%	-	10,071,297.38
MMAX	Huntington National Bank	2,490,187.64	0.33%	6/30/2016	6/29/2016	0.33%	-	2,490,187.64
MMAX	Huntington National Bank	6,965,926.95	0.33%	6/30/2016	6/29/2016	0.33%	-	6,965,926.95
Money Market	Huntington National Bank	10,357.04	0.01%	6/30/2016	6/29/2016	0.01%	-	10,357.04
Certificates of Deposit	Huntington National Bank	2,976,000.00	variable	variable	variable	variable		2,976,000.00
Commerical Paper (46640PMW0)	Huntington National Bank	1,948,396.22	0.00%	12/30/2016	5/31/2016	0.00%	183	1,951,807.20
FLMC Note (3134G9FZ5)	Huntington National Bank	4,000,000.00	1.00%	5/26/2021	5/26/2016	0.50%	1,791	3,996,760.00
FNMA Note (3135G0XP3)	Huntington National Bank	668,161.99	0.38%	7/5/2016	11/20/2014	0.38%	5	668,000.00
FNMA (3135G0YE7)	Huntington National Bank	706,785.21	0.63%	8/26/2016	11/20/2014	0.63%	57	704,161.92
FHLB Note (3130A2T97)	Huntington National Bank	660,608.72	0.50%	9/28/2016	11/20/2014	0.50%	90	660,257.40
FHLMC Note (3137EADS5)	Huntington National Bank	1,351,769.30	0.88%	10/14/2016	11/20/2014	0.88%	106	1,342,703.07
FHLB Note (3130A0C65)	Huntington National Bank	1,211,896.31	0.63%	12/28/2016	11/20/2014	0.63%	181	1,210,943.80
FHLMC Note (3137EADT3)	Huntington National Bank	1,260,305.23	0.88%	2/22/2017	11/20/2014	0.88%	237	1,256,997.06
FNMA Note (3135G0ZB2)	Huntington National Bank	584,418.44	0.75%	4/20/2017	11/20/2014	0.75%	294	585,179.68
FNMA Note (3136G3AS4)	Huntington National Bank	2,000,000.00	0.75%	2/26/2021	3/26/2016	0.75%	1,702	2,000,620.00
Money Market	Huntington National Bank	648.42	0.01%	6/30/2016	6/29/2016	0.01%	-	648.42
Money Market	Huntington National Bank	606.35	0.01%	6/30/2016	6/29/2016	0.01%	-	606.35
Certificate of Deposit	Huntington National Bank	19,019.00	0.60%	4/5/2017	4/5/2016	0.60%	279	19,002.66
Certificate of Deposit	Huntington National Bank - Louisa Jurey Wright	21,021.00	0.60%	4/5/2017	4/5/2016	0.60%	279	21,002.94
Money Market	Huntington National Bank - Louisa Jurey Wright	337.63	0.01%	6/30/2016	6/29/2016	0.01%	-	337.63
Total Portfolio		$43,373,514						$43,465,436
Weighted Average Yield and Days to Maturity								

Interest Report

Lebanon City School District

Interest Income for Month Ending June 30, 2016

Fund Name	Fund Number	Fund Balance	% of Total Fund Balance	Interest to be Allocated	Interest to Post
General Fund	001	$ 19,455,480.36	89.49%	$ 9,281.13	$ 8,305.73
Lebanon Athletics Facilities PI	003/9008	$ 198,048.64	0.91%	$ 9,281.13	$ 84.55
Construction Fund	004/9000	$ 43,820.98	0.20%	$ 9,281.13	$ 18.71
Food Service Fund	006	$ 1,013,821.92	4.66%	$ 9,281.13	$ 432.81
Peoples Friends of Academics	008/9002	$ 101,866.58	0.47%	$ 9,281.13	$ 43.49
Classroom Facilities Maint. Fund	034/0000	$ 834,886.38	3.84%	$ 9,281.13	$ 356.42
St. Francis Fund	401/9016	$ 59,848.69	0.28%	$ 9,281.13	$ 25.55
LUMK Fund	401/9116	$ 15,144.52	0.07%	$ 9,281.13	$ 6.47
Lebanon Christian Fund	401/9216	$ 17,336.61	0.08%	$ 9,281.13	$ 7.40
		$ 21,740,254.68	100.00%		$ 9,281.13
Classroom Facilities LFI Share	004/9003	$ 1,514,939.05	6.19%	$ 7,703.60	$ 477.16
Classroom Facilities Fund State Share	010/9900	$ 11,013,278.07	45.03%	$ 7,703.60	$ 3,468.86
Classroom Facilities Fund Local Share	010/9901	$ 11,929,936.32	48.78%	$ 7,703.60	$ 3,757.58
		$ 24,458,153.44	100.00%		$ 7,703.60
Expendable Trust Accounts					
Herbert Gardner Scholarship	007/9000	$ 967.26	6.59%	$ 17.68	$ 1.17
Coca-Cola Scholarship	007/9002	$ 5.96	0.04%	$ 17.68	$ 0.01
Administration Scholarship	007/9003	$ 611.61	4.17%	$ 17.68	$ 0.74
Dennis Jeffery Scholarship	007/9006	$ 22.54	0.15%	$ 17.68	$ 0.03
Audrey Aileen Kite Scholarship	007/9007	$ 1,710.46	11.65%	$ 17.68	$ 2.06
Jarod Bennett Scholarship	007/9009	$ 451.21	3.07%	$ 17.68	$ 0.54
Donald L. Palmer Scholarship	007/9013	$ 9,764.07	66.53%	$ 17.68	$ 11.75
Jerry Michael Scholarship	007/9014	$ 0.65	0.00%	$ 17.68	$ -
Molly McCool Scholarship	007/9100	$ 1,142.93	7.79%	$ 17.68	$ 1.38
		$ 14,676.69	100.00%		$ 17.68
Non-Expendable Trust Accounts					
Michael Rourke Scholarship	008/9001	$ 3,008.95	24.18%	$ 5.89	$ 1.42
Ron Lefeber Scholarship	008/9004	$ 9,433.26	75.82%	$ 5.89	$ 4.47
		$ 12,442.21	100.00%		$ 5.89
Bond Retirement Fund	002	$ 5,382,168.57			$ 734.96
PI Fund	003/9099	$ 1,247,383.26			$ 206.80
Dominos/Satchell Scholarship	007/9101	$ 10,016.19			$ 6.20
Louisa Wright Scholarship	008/0000	$ 16,649.55			$ -
Al Russell Baseball Scholarship	007/9015	$ 5,497.05			$ 2.53
		$ 52,887,241.64			$ 950.49
				Grand Total Interest	$ 17,958.79

	2006 Certificates of Participation Pool Refinancing (Original Note $5,000,000 08/04)		
	001-6100-819-0098	001-6100-829-0098	001
Date	Principal	Interest	Subtotal
11/1 / 2005			
5/1 / 2006			
11/1 / 2006			-
5/1 / 2007	-		-
11/1 / 2007			-
5/1 / 2008	-	88,654.03	**88,654.03**
11/1 / 2008	75,000.00	88,614.98	**163,614.98**
5/1 / 2009	-	86,629.35	**86,629.35**
11/1 / 2009	79,000.00	86,588.10	**165,588.10**
5/1 / 2010	-	84,496.58	**84,496.58**
11/1 / 2010	83,000.00	84,453.13	**167,453.13**
5/1 / 2011	-	82,255.70	**82,255.70**
11/1 / 2011	88,000.00	82,210.05	**170,210.05**
5/1 / 2012	-	79,880.25	**79,880.25**
11/1 / 2012	93,000.00	79,831.85	**172,831.85**
5/1 / 2013	-	77,369.68	**77,369.68**
11/1 / 2013	98,000.00	77,318.53	**175,318.53**
5/1 / 2014	-	74,723.98	**74,723.98**
11/1 / 2014	103,000.00	74,670.08	**177,670.08**
5/1 / 2015	-	71,943.15	**71,943.15**
11/1 / 2015	109,000.00	71,886.50	**180,886.50**
5/1 / 2016	-	69,000.73	**69,000.73**
11/1 / 2016	114,000.00	68,940.78	**182,940.78**
5/1 / 2017	-	65,922.63	**65,922.63**
11/1 / 2017	121,000.00	65,859.93	**186,859.93**
5/1 / 2018	-	62,656.45	**62,656.45**
11/1 / 2018	127,000.00	62,589.90	**189,589.90**
5/1 / 2019	-	59,227.58	**59,227.58**
11/1 / 2019	134,000.00	59,157.73	**193,157.73**
5/1 / 2020	-	55,610.08	**55,610.08**
11/1 / 2020	141,000.00	55,536.38	**196,536.38**
5/1 / 2021	-	51,803.40	**51,803.40**
11/1 / 2021	149,000.00	51,725.85	**200,725.85**
5/1 / 2022	-	47,781.08	**47,781.08**
11/1 / 2022	157,000.00	47,699.13	**204,699.13**
5/1 / 2023	-	43,542.55	**43,542.55**
11/1 / 2023	166,000.00	43,456.20	**209,456.20**
5/1 / 2024	-	39,061.35	**39,061.35**
11/1 / 2024	175,000.00	38,970.05	**213,970.05**
5/1 / 2025	-	34,336.93	**34,336.93**
11/1 / 2025	184,000.00	34,240.68	**218,240.68**
5/1 / 2026	-	29,369.28	**29,369.28**
11/1 / 2026	194,000.00	29,268.08	**223,268.08**
5/1 / 2027	-	24,131.93	**24,131.93**
11/1 / 2027	205,000.00	24,025.23	**229,025.23**
5/1 / 2028	-	18,597.85	**18,597.85**
11/1 / 2028	216,000.00	18,485.10	**234,485.10**
5/1 / 2029	-	12,766.50	**12,766.50**
11/1 / 2029	228,000.00	12,647.70	**240,647.70**
5/1 / 2030	-	6,611.40	**6,611.40**
11/1 / 2030	240,000.00	6,486.00	**246,486.00**
5/1 / 2031			
	3,279,000.00	**2,531,034.42**	**5,810,034.42**

2006 Tax Anticipation Note Debt Schedule *(General Fund: Updated 12/10/07)*

	2006 Tax Anticipation Notes (Original Note $2,100,000 02/06)		
	001-6100-813-0098	001-6100-823-0098	001
Date	Principal	Interest	Subtotal
12/1 / 2005 6/1 / 2006			
12/1 / 2006 6/1 / 2007			-
12/1 / 2007 6/1 / 2008		31,240.00	- **31,240.00**
12/1 / 2008 6/1 / 2009	725,000.00	31,900.00	**756,900.00**
12/1 / 2009 6/1 / 2010			
12/1 / 2010 6/1 / 2011			
12/1 / 2011 6/1 / 2012			
12/1 / 2012 6/1 / 2013			
12/1 / 2013 6/1 / 2014			
12/1 / 2014 6/1 / 2015			
12/1 / 2015 6/1 / 2016			
12/1 / 2016 6/1 / 2017			
12/1 / 2017 6/1 / 2018			
12/1 / 2018 6/1 / 2019			
12/1 / 2019 6/1 / 2020			
12/1 / 2020 6/1 / 2021			
12/1 / 2021 6/1 / 2022			
12/1 / 2022 6/1 / 2023			
12/1 / 2023 6/1 / 2024			
12/1 / 2024 6/1 / 2025			
12/1 / 2025 6/1 / 2026			
12/1 / 2026 6/1 / 2027			
12/1 / 2027 6/1 / 2028			
12/1 / 2028 6/1 / 2029			
12/1 / 2029 6/1 / 2030			
12/1 / 2030 6/1 / 2031			
	725,000.00	**63,140.00**	**788,140.00**

	All General Fund Issues Debt Service		
Date	001 Principal	001 Interest	001 Subtotal
11/1 / 2005			
5/1 / 2006			
11/1 / 2006	-	-	**-**
5/1 / 2007	-	-	**-**
11/1 / 2007	-	-	**-**
5/1 / 2008	-	119,894.03	**119,894.03**
11/1 / 2008	800,000.00	120,514.98	**920,514.98**
5/1 / 2009	-	86,629.35	**86,629.35**
11/1 / 2009	79,000.00	86,588.10	**165,588.10**
5/1 / 2010	-	84,496.58	**84,496.58**
11/1 / 2010	83,000.00	84,453.13	**167,453.13**
5/1 / 2011	-	82,255.70	**82,255.70**
11/1 / 2011	88,000.00	82,210.05	**170,210.05**
5/1 / 2012	-	79,880.25	**79,880.25**
11/1 / 2012	93,000.00	79,831.85	**172,831.85**
5/1 / 2013	-	77,369.68	**77,369.68**
11/1 / 2013	98,000.00	77,318.53	**175,318.53**
5/1 / 2014	-	74,723.98	**74,723.98**
11/1 / 2014	103,000.00	74,670.08	**177,670.08**
5/1 / 2015	-	71,943.15	**71,943.15**
11/1 / 2015	109,000.00	71,886.50	**180,886.50**
5/1 / 2016	-	69,000.73	**69,000.73**
11/1 / 2016	114,000.00	68,940.78	**182,940.78**
5/1 / 2017	-	65,922.63	**65,922.63**
11/1 / 2017	121,000.00	65,859.93	**186,859.93**
5/1 / 2018	-	62,656.45	**62,656.45**
11/1 / 2018	127,000.00	62,589.90	**189,589.90**
5/1 / 2019	-	59,227.58	**59,227.58**
11/1 / 2019	134,000.00	59,157.73	**193,157.73**
5/1 / 2020	-	55,610.08	**55,610.08**
11/1 / 2020	141,000.00	55,536.38	**196,536.38**
5/1 / 2021	-	51,803.40	**51,803.40**
11/1 / 2021	149,000.00	51,725.85	**200,725.85**
5/1 / 2022	-	47,781.08	**47,781.08**
11/1 / 2022	157,000.00	47,699.13	**204,699.13**
5/1 / 2023	-	43,542.55	**43,542.55**
11/1 / 2023	166,000.00	43,456.20	**209,456.20**
5/1 / 2024	-	39,061.35	**39,061.35**
11/1 / 2024	175,000.00	38,970.05	**213,970.05**
5/1 / 2025	-	34,336.93	**34,336.93**
11/1 / 2025	184,000.00	34,240.68	**218,240.68**
5/1 / 2026	-	29,369.28	**29,369.28**
11/1 / 2026	194,000.00	29,268.08	**223,268.08**
5/1 / 2027	-	24,131.93	**24,131.93**
11/1 / 2027	205,000.00	24,025.23	**229,025.23**
5/1 / 2028	-	18,597.85	**18,597.85**
11/1 / 2028	216,000.00	18,485.10	**234,485.10**
5/1 / 2029	-	12,766.50	**12,766.50**
11/1 / 2029	228,000.00	12,647.70	**240,647.70**
5/1 / 2030	-	6,611.40	**6,611.40**
11/1 / 2030	240,000.00	6,486.00	**246,486.00**
5/1 / 2031			
	4,004,000.00	**2,594,174.42**	**6,598,174.42**

	Bond Series 2001			
	002-6100-811-0000	002-6100-821-0000		
Date	**Principal**	**Interest**	**Subtotal**	**FY Totals**
6/1 / 2005			**-**	- FY 2005
12/1 / 2005			**-**	
6/1 / 2006			**-**	- FY 2006
12/1 / 2006			**-**	
6/1 / 2007			**-**	- FY 2007
12/1 / 2007			**-**	
6/1 / 2008		97,800.00	**97,800.00**	97,800.00 FY 2008
12/1 / 2008	700,000.00	97,800.00	**797,800.00**	
6/1 / 2009		82,750.00	**82,750.00**	880,550.00 FY 2009
12/1 / 2009	730,000.00	82,750.00	**812,750.00**	
6/1 / 2010		66,781.25	**66,781.25**	879,531.25 FY 2010
12/1 / 2010	760,000.00	66,781.25	**826,781.25**	
6/1 / 2011		49,681.25	**49,681.25**	876,462.50 FY 2011
12/1 / 2011	845,000.00	49,681.25	**894,681.25**	
6/1 / 2012		27,500.00	**27,500.00**	922,181.25 FY 2012
12/1 / 2012	1,000,000.00	27,500.00	**1,027,500.00**	
6/1 / 2013		-	**-**	1,027,500.00 FY 2013
12/1 / 2013	-	-	**-**	
6/1 / 2014		-	**-**	- FY 2014
12/1 / 2014	-	-	**-**	
6/1 / 2015		-	**-**	- FY 2015
12/1 / 2015	-	-	**-**	
6/1 / 2016		-	**-**	- FY 2016
12/1 / 2016	-	-	**-**	
6/1 / 2017		-	**-**	- FY 2017
12/1 / 2017	-	-	**-**	
6/1 / 2018		-	**-**	- FY 2018
12/1 / 2018	-	-	**-**	
6/1 / 2019		-	**-**	- FY 2019
12/1 / 2019	-	-	**-**	
6/1 / 2020		-	**-**	- FY 2020
12/1 / 2020	-	-	**-**	
6/1 / 2021		-	**-**	- FY 2021
12/1 / 2021	-	-	**-**	
6/1 / 2022		-	**-**	- FY 2022
12/1 / 2022	-	-	**-**	
6/1 / 2023		-	**-**	- FY 2023
12/1 / 2023	-	-	**-**	
6/1 / 2024		-	**-**	- FY 2024
12/1 / 2024	-	-	**-**	
6/1 / 2025		-	**-**	- FY 2025
12/1 / 2025	-	-	**-**	
6/1 / 2026		-	**-**	- FY 2026
12/1 / 2026	-	-	**-**	
6/1 / 2027		-	**-**	- FY 2027
12/1 / 2027	-	-	**-**	
6/1 / 2028		-	**-**	- FY 2028
12/1 / 2028	-	-	**-**	
6/1 / 2029		-	**-**	- FY 2029
12/1 / 2029	-	-	**-**	- FY 2030
	4,035,000.00	**649,025.00**	**4,684,025.00**	

	Bond Series 2002				
	002-6100-811-0000	002-6100-821-0000			
Date	**Principal**	**Interest**	**Subtotal**	**FY Totals**	
6/1 / 2005			**-**	-	FY 2005
12/1 / 2005			**-**		
6/1 / 2006			**-**	-	FY 2006
12/1 / 2006			**-**		
6/1 / 2007			**-**	-	FY 2007
12/1 / 2007			**-**		
6/1 / 2008		8,758.75	**8,758.75**	8,758.75	FY 2008
12/1 / 2008	135,000.00	8,758.75	**143,758.75**		
6/1 / 2009		6,092.50	**6,092.50**	149,851.25	FY 2009
12/1 / 2009	140,000.00	6,092.50	**146,092.50**		
6/1 / 2010		3,187.50	**3,187.50**	149,280.00	FY 2010
12/1 / 2010	150,000.00	3,187.50	**153,187.50**		
6/1 / 2011		-	**-**	153,187.50	FY 2011
12/1 / 2011	35,026.90	119,973.10	**155,000.00**		
6/1 / 2012		-	**-**	155,000.00	FY 2012
12/1 / 2012	29,972.35	125,027.65	**155,000.00**		
6/1 / 2013		-	**-**	155,000.00	FY 2013
12/1 / 2013	-	-	**-**		
6/1 / 2014		-	**-**	-	FY 2014
12/1 / 2014	-	-	**-**		
6/1 / 2015		-	**-**	-	FY 2015
12/1 / 2015	-	-	**-**		
6/1 / 2016		-	**-**	-	FY 2016
12/1 / 2016	-	-	**-**		
6/1 / 2017		-	**-**	-	FY 2017
12/1 / 2017	-	-	**-**		
6/1 / 2018		-	**-**	-	FY 2018
12/1 / 2018	-	-	**-**		
6/1 / 2019		-	**-**	-	FY 2019
12/1 / 2019	-	-	**-**		
6/1 / 2020		-	**-**	-	FY 2020
12/1 / 2020	-	-	**-**		
6/1 / 2021		-	**-**	-	FY 2021
12/1 / 2021	-	-	**-**		
6/1 / 2022		-	**-**	-	FY 2022
12/1 / 2022	-	-	**-**		
6/1 / 2023		-	**-**	-	FY 2023
12/1 / 2023	-	-	**-**		
6/1 / 2024		-	**-**	-	FY 2024
12/1 / 2024	-	-	**-**		
6/1 / 2025		-	**-**	-	FY 2025
12/1 / 2025	-	-	**-**		
6/1 / 2026		-	**-**	-	FY 2026
12/1 / 2026	-	-	**-**		
6/1 / 2027		-	**-**	-	FY 2027
12/1 / 2027	-	-	**-**		
6/1 / 2028		-	**-**	-	FY 2028
12/1 / 2028	-	-	**-**		
6/1 / 2029		-	**-**	-	FY 2029
12/1 / 2029	-	-	**-**	-	FY 2030
	489,999.25	**281,078.25**	**771,077.50**		

Bond Series 2005A Debt Schedule *(Bond Fund: updated 12/10/07)*

	Bond Refunding Series 2005A				
	002-6100-811-0000	002-6100-821-0000			
Date	**Principal**	**Interest**	**Subtotal**	**FY Totals**	
6/1 / 2005			**-**	-	FY 2005
12/1 / 2005			**-**		
6/1 / 2006			**-**	-	FY 2006
12/1 / 2006			**-**		
6/1 / 2007			**-**	-	FY 2007
12/1 / 2007			**-**		
6/1 / 2008		360,075.00	**360,075.00**	360,075.00	FY 2008
12/1 / 2008	355,000.00	360,075.00	**715,075.00**		
6/1 / 2009		353,862.50	**353,862.50**	1,068,937.50	FY 2009
12/1 / 2009	370,000.00	353,862.50	**723,862.50**		
6/1 / 2010		347,387.50	**347,387.50**	1,071,250.00	FY 2010
12/1 / 2010	380,000.00	347,387.50	**727,387.50**		
6/1 / 2011		340,737.50	**340,737.50**	1,068,125.00	FY 2011
12/1 / 2011	400,000.00	340,737.50	**740,737.50**		
6/1 / 2012		333,237.50	**333,237.50**	1,073,975.00	FY 2012
12/1 / 2012	420,000.00	333,237.50	**753,237.50**		
6/1 / 2013		325,362.50	**325,362.50**	1,078,600.00	FY 2013
12/1 / 2013	817,438.20	1,057,924.30	**1,875,362.50**		
6/1 / 2014		325,362.50	**325,362.50**	2,200,725.00	FY 2014
12/1 / 2014	797,760.30	1,142,602.20	**1,940,362.50**		
6/1 / 2015		325,362.50	**325,362.50**	2,265,725.00	FY 2015
12/1 / 2015	744,766.45	1,195,596.05	**1,940,362.50**		
6/1 / 2016		325,362.50	**325,362.50**	2,265,725.00	FY 2016
12/1 / 2016	1,595,000.00	325,362.50	**1,920,362.50**		
6/1 / 2017		285,487.50	**285,487.50**	2,205,850.00	FY 2017
12/1 / 2017	1,675,000.00	285,487.50	**1,960,487.50**		
6/1 / 2018		243,612.50	**243,612.50**	2,204,100.00	FY 2018
12/1 / 2018	1,760,000.00	243,612.50	**2,003,612.50**		
6/1 / 2019		199,612.50	**199,612.50**	2,203,225.00	FY 2019
12/1 / 2019	1,835,000.00	199,612.50	**2,034,612.50**		
6/1 / 2020		153,737.50	**153,737.50**	2,188,350.00	FY 2020
12/1 / 2020	1,940,000.00	153,737.50	**2,093,737.50**		
6/1 / 2021		105,237.50	**105,237.50**	2,198,975.00	FY 2021
12/1 / 2021	2,120,000.00	105,237.50	**2,225,237.50**		
6/1 / 2022		52,237.50	**52,237.50**	2,277,475.00	FY 2022
12/1 / 2022	245,000.00	52,237.50	**297,237.50**		
6/1 / 2023		46,112.50	**46,112.50**	343,350.00	FY 2023
12/1 / 2023	255,000.00	46,112.50	**301,112.50**		
6/1 / 2024		39,737.50	**39,737.50**	340,850.00	FY 2024
12/1 / 2024	270,000.00	39,737.50	**309,737.50**		
6/1 / 2025		32,987.50	**32,987.50**	342,725.00	FY 2025
12/1 / 2025	280,000.00	32,987.50	**312,987.50**		
6/1 / 2026		25,987.50	**25,987.50**	338,975.00	FY 2026
12/1 / 2026	295,000.00	25,987.50	**320,987.50**		
6/1 / 2027		19,350.00	**19,350.00**	340,337.50	FY 2027
12/1 / 2027	310,000.00	19,350.00	**329,350.00**		
6/1 / 2028		12,375.00	**12,375.00**	341,725.00	FY 2028
12/1 / 2028	325,000.00	12,375.00	**337,375.00**		
6/1 / 2029		5,062.50	**5,062.50**	342,437.50	FY 2029
12/1 / 2029	225,000.00	5,062.50	**230,062.50**	230,062.50	FY 2030
	17,414,964.95	**10,936,610.05**	**28,351,575.00**		

Bond Series 2007A Debt Schedule *(Bond Fund: updated 12/10/07)*

	Bond Refunding Series 2007A				
	002-6100-811-0000	002-6100-821-0000			
Date	**Principal**	**Interest**	**Subtotal**	**FY Totals**	
6/1 / 2005					FY 2005
12/1 / 2005					
6/1 / 2006					FY 2006
12/1 / 2006					
6/1 / 2007			**-**	-	FY 2007
12/1 / 2007			**-**		
6/1 / 2008		476,175.00	**476,175.00**	476,175.00	FY 2008
12/1 / 2008	920,000.00	476,175.00	**1,396,175.00**		
6/1 / 2009		457,775.00	**457,775.00**	1,853,950.00	FY 2009
12/1 / 2009	1,070,000.00	457,775.00	**1,527,775.00**		
6/1 / 2010		433,700.00	**433,700.00**	1,961,475.00	FY 2010
12/1 / 2010	1,535,000.00	433,700.00	**1,968,700.00**		
6/1 / 2011		401,081.25	**401,081.25**	2,369,781.25	FY 2011
12/1 / 2011	280,000.00	401,081.25	**681,081.25**		
6/1 / 2012		395,481.25	**395,481.25**	1,076,562.50	FY 2012
12/1 / 2012	275,000.00	395,481.25	**670,481.25**		
6/1 / 2013		389,981.25	**389,981.25**	1,060,462.50	FY 2013
12/1 / 2013	645,000.00	389,981.25	**1,034,981.25**		
6/1 / 2014		377,081.25	**377,081.25**	1,412,062.50	FY 2014
12/1 / 2014	715,000.00	377,081.25	**1,092,081.25**		
6/1 / 2015		362,781.25	**362,781.25**	1,454,862.50	FY 2015
12/1 / 2015	860,000.00	362,781.25	**1,222,781.25**		
6/1 / 2016		345,581.25	**345,581.25**	1,568,362.50	FY 2016
12/1 / 2016	1,225,000.00	345,581.25	**1,570,581.25**		
6/1 / 2017		321,081.25	**321,081.25**	1,891,662.50	FY 2017
12/1 / 2017	1,275,000.00	321,081.25	**1,596,081.25**		
6/1 / 2018		289,206.25	**289,206.25**	1,885,287.50	FY 2018
12/1 / 2018	235,000.00	289,206.25	**524,206.25**		
6/1 / 2019		284,506.25	**284,506.25**	808,712.50	FY 2019
12/1 / 2019	240,000.00	284,506.25	**524,506.25**		
6/1 / 2020		279,706.25	**279,706.25**	804,212.50	FY 2020
12/1 / 2020	87,317.50	442,388.75	**529,706.25**		
6/1 / 2021		279,706.25	**279,706.25**	809,412.50	FY 2021
12/1 / 2021	79,262.40	445,443.85	**524,706.25**		
6/1 / 2022		279,706.25	**279,706.25**	804,412.50	FY 2022
12/1 / 2022	318,406.90	2,026,299.35	**2,344,706.25**		
6/1 / 2023		279,706.25	**279,706.25**	2,624,412.50	FY 2023
12/1 / 2023	1,650,000.00	279,706.25	**1,929,706.25**		
6/1 / 2024		238,456.25	**238,456.25**	2,168,162.50	FY 2024
12/1 / 2024	1,730,000.00	238,456.25	**1,968,456.25**		
6/1 / 2025		195,206.25	**195,206.25**	2,163,662.50	FY 2025
12/1 / 2025	1,820,000.00	195,206.25	**2,015,206.25**		
6/1 / 2026		149,706.25	**149,706.25**	2,164,912.50	FY 2026
12/1 / 2026	1,910,000.00	149,706.25	**2,059,706.25**		
6/1 / 2027		109,118.75	**109,118.75**	2,168,825.00	FY 2027
12/1 / 2027	1,990,000.00	109,118.75	**2,099,118.75**		
6/1 / 2028		66,831.25	**66,831.25**	2,165,950.00	FY 2028
12/1 / 2028	2,070,000.00	66,831.25	**2,136,831.25**		
6/1 / 2029		22,843.75	**22,843.75**	2,159,675.00	FY 2029
12/1 / 2029	1,075,000.00	22,843.75	**1,097,843.75**	1,097,843.75	FY 2030
	22,004,986.80	**14,945,850.70**	**36,950,837.50**		

Bond Anticipation Note 2006 Debt Schedule *(Bond Fund: updated 12/10/07)*

	Bond Anticipation Note 2006			
	002-6100-812-0000	002-6100-822-0000		
Date	**Principal**	**Interest**	**Subtotal**	**FY Totals**
6/1 / 2005				FY 2005
12/1 / 2005 6/1 / 2006				FY 2006
12/1 / 2006 6/1 / 2007				FY 2007
12/1 / 2007 6/1 / 2008			-	- FY 2008
12/1 / 2008 6/1 / 2009				FY 2009
12/1 / 2009 6/1 / 2010				FY 2010
12/1 / 2010 6/1 / 2011				FY 2011
12/1 / 2011 6/1 / 2012				FY 2012
12/1 / 2012 6/1 / 2013				FY 2013
12/1 / 2013 6/1 / 2014				FY 2014
12/1 / 2014 6/1 / 2015				FY 2015
12/1 / 2015 6/1 / 2016				FY 2016
12/1 / 2016 6/1 / 2017				FY 2017
12/1 / 2017 6/1 / 2018				FY 2018
12/1 / 2018 6/1 / 2019				FY 2019
12/1 / 2019 6/1 / 2020				FY 2020
12/1 / 2020 6/1 / 2021				FY 2021
12/1 / 2021 6/1 / 2022				FY 2022
12/1 / 2022 6/1 / 2023				FY 2023
12/1 / 2023 6/1 / 2024				FY 2024
12/1 / 2024 6/1 / 2025				FY 2025
12/1 / 2025 6/1 / 2026				FY 2026
12/1 / 2026 6/1 / 2027				FY 2027
12/1 / 2027 6/1 / 2028				FY 2028
12/1 / 2028 6/1 / 2029				FY 2029
12/1 / 2029				FY 2030
	-	-	-	

	All Bond Series Outstanding			
	002-6100-8xx-0000	002-6100-8xx-0000		
Date	**Principal**	**Interest**	**Subtotal**	**FY Totals**
6/1 / 2005				FY 2005
12/1 / 2005				
6/1 / 2006				FY 2006
12/1 / 2006				
6/1 / 2007		-	**-**	- FY 2007
12/1 / 2007	-	-	**-**	
6/1 / 2008		942,808.75	**942,808.75**	942,808.75 FY 2008
12/1 / 2008	2,110,000.00	942,808.75	**3,052,808.75**	
6/1 / 2009		900,480.00	**900,480.00**	3,953,288.75 FY 2009
12/1 / 2009	2,310,000.00	900,480.00	**3,210,480.00**	
6/1 / 2010		851,056.25	**851,056.25**	4,061,536.25 FY 2010
12/1 / 2010	2,825,000.00	851,056.25	**3,676,056.25**	
6/1 / 2011		791,500.00	**791,500.00**	4,467,556.25 FY 2011
12/1 / 2011	1,560,026.90	911,473.10	**2,471,500.00**	
6/1 / 2012		756,218.75	**756,218.75**	3,227,718.75 FY 2012
12/1 / 2012	1,724,972.35	881,246.40	**2,606,218.75**	
6/1 / 2013		715,343.75	**715,343.75**	3,321,562.50 FY 2013
12/1 / 2013	1,462,438.20	1,447,905.55	**2,910,343.75**	
6/1 / 2014		702,443.75	**702,443.75**	3,612,787.50 FY 2014
12/1 / 2014	1,512,760.30	1,519,683.45	**3,032,443.75**	
6/1 / 2015		688,143.75	**688,143.75**	3,720,587.50 FY 2015
12/1 / 2015	1,604,766.45	1,558,377.30	**3,163,143.75**	
6/1 / 2016		670,943.75	**670,943.75**	3,834,087.50 FY 2016
12/1 / 2016	2,820,000.00	670,943.75	**3,490,943.75**	
6/1 / 2017		606,568.75	**606,568.75**	4,097,512.50 FY 2017
12/1 / 2017	2,950,000.00	606,568.75	**3,556,568.75**	
6/1 / 2018		532,818.75	**532,818.75**	4,089,387.50 FY 2018
12/1 / 2018	1,995,000.00	532,818.75	**2,527,818.75**	
6/1 / 2019		484,118.75	**484,118.75**	3,011,937.50 FY 2019
12/1 / 2019	2,075,000.00	484,118.75	**2,559,118.75**	
6/1 / 2020		433,443.75	**433,443.75**	2,992,562.50 FY 2020
12/1 / 2020	2,027,317.50	596,126.25	**2,623,443.75**	
6/1 / 2021		384,943.75	**384,943.75**	3,008,387.50 FY 2021
12/1 / 2021	2,199,262.40	550,681.35	**2,749,943.75**	
6/1 / 2022		331,943.75	**331,943.75**	3,081,887.50 FY 2022
12/1 / 2022	563,406.90	2,078,536.85	**2,641,943.75**	
6/1 / 2023		325,818.75	**325,818.75**	2,967,762.50 FY 2023
12/1 / 2023	1,905,000.00	325,818.75	**2,230,818.75**	
6/1 / 2024		278,193.75	**278,193.75**	2,509,012.50 FY 2024
12/1 / 2024	2,000,000.00	278,193.75	**2,278,193.75**	
6/1 / 2025		228,193.75	**228,193.75**	2,506,387.50 FY 2025
12/1 / 2025	2,100,000.00	228,193.75	**2,328,193.75**	
6/1 / 2026		175,693.75	**175,693.75**	2,503,887.50 FY 2026
12/1 / 2026	2,205,000.00	175,693.75	**2,380,693.75**	
6/1 / 2027		128,468.75	**128,468.75**	2,509,162.50 FY 2027
12/1 / 2027	2,300,000.00	128,468.75	**2,428,468.75**	
6/1 / 2028		79,206.25	**79,206.25**	2,507,675.00 FY 2028
12/1 / 2028	2,395,000.00	79,206.25	**2,474,206.25**	
6/1 / 2029		27,906.25	**27,906.25**	2,502,112.50 FY 2029
12/1 / 2029	1,300,000.00	27,906.25	**1,327,906.25**	1,327,906.25 FY 2030
	43,944,951.00	**26,812,564.00**	**70,757,515.00**	70,757,515.00

OASBO Pool 3B
Lebanon CSD--Refinance of Pool 3 Loan in original amount of $3,150,000
Fixed Rate is 4.22%

Period Ending	Principal Component	COI Credit**	003-6100-819-9099 Net Principal	003-6100-829-9099 Interest Component*	Base Rent	003-6100-845-9099 Admin Fees	Total Rent
5/1/2007							
11/1/2007							
5/1/2008	$400,000.00	$0.00	$400,000.00	$50,808.80	$450,809	$1,886.25	$452,695
11/1/2008	$0.00	$0.00	$0.00	$42,368.80	$42,369	$1,586.25	$43,955
5/1/2009	$400,000.00	$0.00	$400,000.00	$42,368.80	$442,369	$1,586.25	$443,955
11/1/2009	$0.00	$0.00	$0.00	$33,928.80	$33,929	$1,286.25	$35,215
5/1/2010	$401,000.00	$0.00	$401,000.00	$33,928.80	$434,929	$1,286.25	$436,215
11/1/2010	$0.00	$0.00	$0.00	$25,467.70	$25,468	$985.50	$26,453
5/1/2011	$402,000.00	$0.00	$402,000.00	$25,467.70	$427,468	$985.50	$428,453
11/1/2011	$0.00	$0.00	$0.00	$16,985.50	$16,986	$684.00	$17,670
5/1/2012	$402,000.00	$0.00	$402,000.00	$16,985.50	$418,986	$684.00	$419,670
11/1/2012	$0.00	$0.00	$0.00	$8,503.30	$8,503	$382.50	$8,886
5/1/2013	$403,000.00	$0.00	$403,000.00	$8,503.30	$411,503	$382.50	$411,886
	$2,515,000.00	**$0.00**	**$2,515,000.00**	**$382,953.86**	**$2,897,953.86**	**$15,507.75**	**$2,913,461.61**

Warren County Expenditures Per Pupil by Expenditure Category

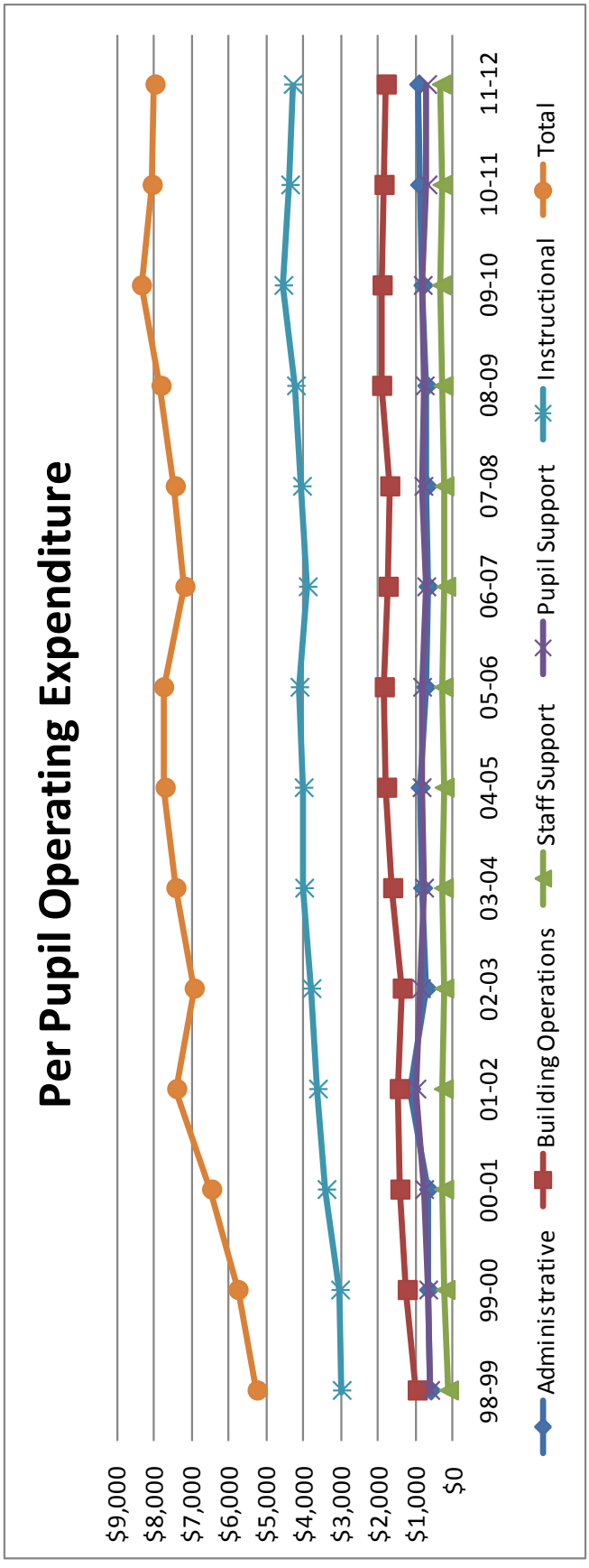

Warren County Expenditures Per Pupil Chart FY10

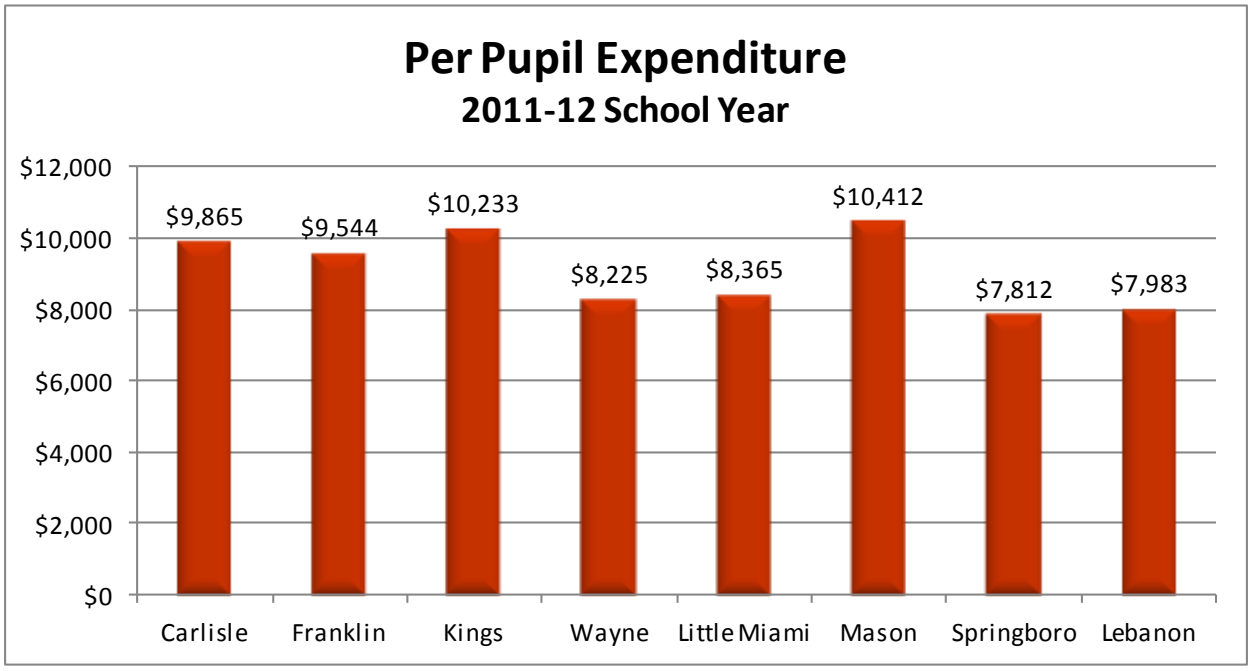

Warren County School Tax Rates and School Tax Comparisons Tax Year 2009
For Tax Collections Calendar Year 2010

Assumptions:

Annual Family Income:	75,000.00	(Estimated)
Home Valuation:	175,000.00	(As Determined by Warren County Auditor)
County Assessed Home Valuation	61,250.00	(35% of Home Valuation)

	School Distric	School Effective Millage	School Bond Millage	Permenant Improvement Millage	School Total Millage	School Income Tax	Total School Tax
1	Mason	36.93	8.56	0.00	45.49	0.00%	$ 2,437.98
2	Springboro	32.71	6.80	0.00	39.51	0.00%	$ 2,117.49
3	Carlisle	22.14	0.00	1.75	23.89	1.00%	$ 2,030.35
4	Kings	31.11	4.80	1.57	37.48	0.00%	$ 2,008.69
5	Wayne	33.88	2.00	0.00	35.88	0.00%	$ 1,922.94
6	Lebanon	27.04	5.30	1.43	33.77	0.00%	$ 1,809.86
7	Franklin	31.57	0.90	0.00	32.47	0.00%	$ 1,740.19
8	Little Miami	25.14	6.25	0.00	31.39	0.00%	$ 1,682.31
	County Averag	**30.07**	**4.33**	**0.59**	**34.99**	**0.13%**	**$ 1,968.73**

Total bond is 1.0 mill but .45 is for the local library.

Lebanon City Student Population

The following chart illustrates the total student enrollment of the District during the first full week of October for each school year.

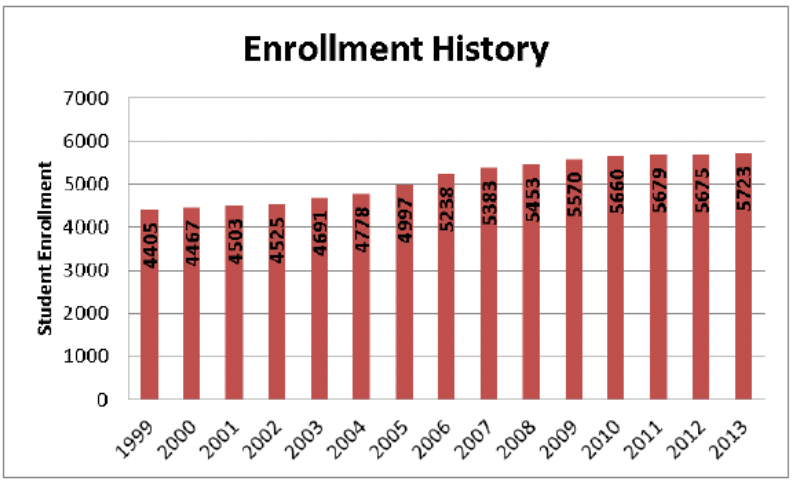

Lebanon City School District

All Projects

SFC-140349

Project Total Cost Worksheet

OVERALL PROGRAM

Project	Co-Funded	LFI	Additional Fund Source*	A Total	B Estimated / Committed	A-B Variance	Notes
Bowman Primary	$ 3,477,038.93	$ 750,000.00	$ 402,283.22	$ 4,629,322.15	$ 4,604,776.44	$ 24,545.71	1
Lebanon High School	$ 2,661,990.54	$ 24,399.00	$ 109,750.00	$ 2,796,139.54	$ 2,752,888.06	$ 43,251.48	1
New Jr. High	$ 26,618,033.43	$ 673,253.60	$ -	$ 27,291,287.03	$ 26,681,961.22	$ 609,325.81	2
Donovan Elementary	$ 15,315,236.77	$ 78,287.17	$ -	$ 15,393,523.94	$ 14,851,177.08	$ 542,346.86	3
Berry Intermediate	$ 20,522,324.28	$ -	$ -	$ 20,522,324.28	$ 20,522,324.28	$ -	4
Existing Jr. High - Abate/Partial Demo + Phase 2	$ 981,140.59	$ 250,000.00	$ -	$ 1,231,140.59	$ 1,231,140.59	$ -	4
Dunlavy ES - Abate/Demo	$ 152,745.92	$ -	$ -	$ 152,745.92	$ 152,745.92	$ -	4
Louisa Wright ES - Abate/Demo	$ 304,544.66	$ -	$ -	$ 304,544.66	$ 304,544.66	$ -	4
Alfred Holbrook ES - Abate/Demo	$ 290,642.88	$ -	$ -	$ 290,642.88	$ 290,642.88	$ -	4
District LFI Budget	$ -	$ 724,060.23	$ -	$ 724,060.23	$ -	$ 724,060.23	
Total Costs:	**$ 70,323,698.00**	**$ 2,500,000.00**		**$ 73,335,731.22**	**$ 71,392,201.13**	**$ 1,943,530.09**	

Notes:
1. Estimated/Committed column includes Actual Costs, Change Orders, and Alternates
2. Estimated/Committed column includes the GMP including Accepted Alternates and Change Orders.
3. Estimated/Committed cloumn includes the GMP including Accepted Alternates and Change Orders. Co-Funded Budget includes allowance for Swing Space.
4. Projects only show budgets in the Estimated/Committed column.

***Additional Funding Source includes PI, Maintenance Fund, and Insurance monies**

Lebanon City School District

Renovations and Addition Project

SFC-140349

Project Total Cost Worksheet

BOWMAN PRIMARY SCHOOL ADDITION

Description		Budget	Commitments	Variance
Master Plan Scope				
Building Costs		$ 2,745,009.25	$ 2,433,548.76	$ 311,460.49
Alternate 1 - North Classrooms Modification			$ 78,815.00	$ (78,815.00)
Alternate 3 - Decoupling HW System			$ 89,185.00	$ (89,185.00)
Alternate 4 - Additional Site Landscaping			$ 12,470.00	$ (12,470.00)
Alternate 7 - New Pre-K Playground			$ 78,680.00	$ (78,680.00)
Alternate 8 - New K Playground			$ 111,445.00	$ (111,445.00)
Alternate 9 - Pre-K Courtyard Access			$ 14,690.00	$ (14,690.00)
Alternate 10 - Existing Computer Lab Fit-Out			$ 80,500.00	$ (80,500.00)
Owner Project Contingency		$ 214,465.84	$ 46,718.13	$ 167,747.71
Non-Construction Costs		$ 517,563.84	$ 518,490.75	$ (926.91)
Total Co-Funded Costs:		**$ 3,477,038.93**	**$ 3,464,542.64**	**$ 12,496.29**
Locally Funded Square Footage in Base Bid				
Integral LFI - Two Additional Classrooms		$ 214,491.24	$ 214,491.24	$ -
Owner Contingency for Two Additional Classrooms		$ 16,665.97	$ -	$ 16,665.97
Non-Construction Costs		$ 102,476.65	$ 102,476.65	$ -
Subtotal		**$ 333,633.86**	**$ 316,967.89**	**$ 16,665.97**
Locally Funded Scope				
LFI - Change Orders			$ 10,252.69	$ (10,252.69)
Alternate 5 - North Parking Lot		$ -	$ 330,310.00	$ (330,310.00)
Remainging District LFI Budget for Bowman 12/5/14		$ 416,366.14	$ -	$ 416,366.14
Subtotal		**$ 416,366.14**	**$ 340,562.69**	**$ 75,803.45**
Total LFI Cost:		**$ 750,000.00**	**$ 657,530.58**	**$ 92,469.42**
Permanent Improvement				
Additional Parking - 2/20/15 Bid		$ 134,250.00	$ 134,250.00	$ -
Renovations and Improvements		$ 49,296.00	$ 49,296.00	$ -
Subtotal		**$ 183,546.00**	**$ 183,546.00**	**$ -**
Insurance				
Alternate 2 - Roof Replacement		$ 131,400.00	$ 211,820.00	$ (80,420.00)
Subtotal		**$ 131,400.00**	**$ 211,820.00**	**$ (80,420.00)**
034 Maintenance Fund				
Repairing Existing Energy Recovery System		$ 87,337.22	$ 87,337.22	$ -
Subtotal		**$ 87,337.22**	**$ 87,337.22**	**$ -**
Total Local Cost:		**$ 1,152,283.22**	**$ 1,140,233.80**	**$ 12,049.42**
Grand Total Cost:		**$ 4,629,322.15**	**$ 4,604,776.44**	**$ 24,545.71**

Lebanon City School District

Renovations and Addition Project

SFC-140349

Project Total Cost Worksheet

LEBANON HIGH SCHOOL ADDITION

Description		Budget	Commitments	Variance
Master Plan Scope				
Building Costs		$ 2,119,458.94	$ 2,012,570.00	$ 106,888.94
Alternate 1 - Operable Partitions			$ 29,642.00	$ (29,642.00)
Alternate 2 - Science Classroom			$ 87,608.00	$ (87,608.00)
Alternate 5 - Additional Landscaping			$ 8,346.00	$ (8,346.00)
Owner Contingency		$ 106,397.05	$ 47,285.86	$ 59,111.19
Non-Construction Costs		$ 436,134.55	$ 433,287.20	$ 2,847.35
Total Co-Funded Costs:		**$ 2,661,990.54**	**$ 2,618,739.06**	**$ 43,251.48**
Permanent Improvement				
Additional Parking - Bid 2/20/15		$ 109,750.00	$ 109,750.00	$ -
Subtotal		**$ 109,750.00**	**$ 109,750.00**	**$ -**
Locally Funded Initiative				
LFI Change Orders		$ 24,399.00	$ 24,399.00	$ -
Subtotal		**$ 24,399.00**	**$ 24,399.00**	**$ -**
Total Local Cost:		**$ 134,149.00**	**$ 134,149.00**	**$ -**
Grand Total Cost:		**$ 2,796,139.54**	**$ 2,752,888.06**	**$ 43,251.48**

Lebanon City Schools
New Middle School
OFCC Project No. SFC-140349
July 11, 2016
Financial Executive Summary

Program Budget Overview

Original Total Master Plan Budget:	$	26,618,033.44
Approved Budget Adjustments:	$	-
Adjusted Master Plan Budget:	$	26,618,033.44
Additional Local Funds (LFI):	$	673,253.60
REVISED TOTAL PROJECT BUDGET:	**$**	**27,291,287.04**
Commitments, Reservations and Adjustments:		
Amount Encumbered (Purchase Orders):	$	26,423,678.57
Owner Direct Purchase Orders:	$	797,159.00 (1)
		(1) Included in encumbrances above
Total Owner Contingency	**$**	**867,608.47**
Executed Owner Change Orders:	$	147,829.32
Pending Owner Change Orders:	$	110,453.33
Additional Project Purchase Orders:	$	-
Remaining Owner Contingency	**$**	**609,325.82**
Included In GMP		
Total CMR Contingency	**$**	**541,345.72**
Executed CMR Change Orders:	$	301,999.00
Pending CMR Change Orders:	$	93,048.97
Additional Project Purchase Orders:	$	-
Remaining CMR Contingency	**$**	**146,297.75**
TOTAL COMMITMENTS AND RESERVATIONS:	**$**	**26,681,961.22**

Month to Month Comparisons

Contingency Consumption:		
Uncommitted Balance Amount - CURRENT	$	755,623.57
Uncommitted Balance Amount - PREVIOUS	$	838,216.98
TOTAL CONTINGENCY INCREASE/(DECREASE):	$	(82,593.41)
Commitments:		
Commitment Amount - CURRENT	$	26,423,678.57
Commitment Amount - PREVIOUS	$	26,388,178.57
TOTAL COMMITMENT INCREASE/(DECREASE):	$	35,500.00
Expenditures:		
Expenditure Amount - CURRENT	$	17,416,671.25
Expenditure Amount - PREVIOUS	$	17,362,984.68
TOTAL EXPENDITURE INCREASE/(DECREASE):	$	53,686.57

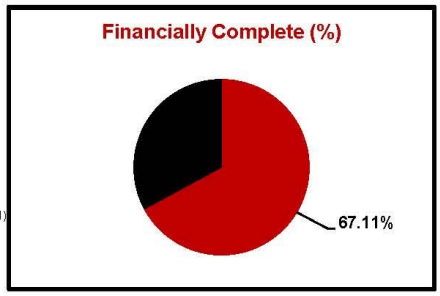

*Graphs include Pending AND Executed Changes

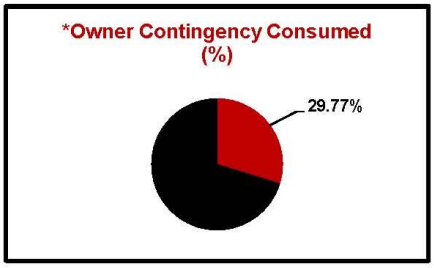

*Graphs include Pending AND Executed Changes

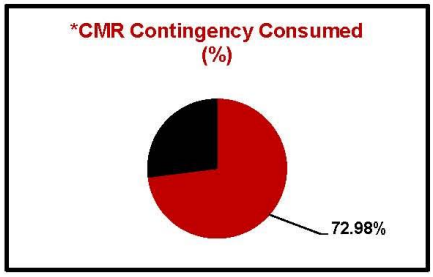

Lebanon City Schools

Donovan Elementary School Addition & Renovation

OFCC Project No. SFC-140349

July 11, 2016

Financial Executive Summary

Program Budget Overview

Original Total Master Plan Budget:	$	15,315,236.77
Approved Budget Adjustments:	$	-
Adjusted Master Plan Budget:	$	15,315,236.77
Additional Local Funds (LFI):	$	78,287.17
REVISED TOTAL PROJECT BUDGET:	**$**	**15,393,523.94**
Commitments, Reservations and Adjustments:		
Amount Encumbered (Purchase Orders):	$	14,243,975.00
Owner Direct Purchase Orders:	$	89,328.47 (1)
		(1) Included in encumbrances above
Total Owner Contingency	**$**	**632,355.78**
Executed Owner Change Orders:	$	577,206.93
Pending Owner Change Orders:	$	29,995.15
Additional Project Purchase Orders:	$	-
Remaining Owner Contingency	**$**	**25,153.70**
Included In GMP		
Total CMR Contingency	**$**	**296,751.82**
Executed CMR Change Orders:	$	66,441.50
Pending CMR Change Orders:	$	104,806.21
Additional Project Purchase Orders:	$	-
Remaining CMR Contingency	**$**	**125,504.11**
TOTAL COMMITMENTS AND RESERVATIONS:	**$**	**14,851,177.08**

Month to Month Comparisons

Contingency Consumption:		
Uncommitted Balance Amount - CURRENT	$	150,657.81
Uncommitted Balance Amount - PREVIOUS	$	138,368.34
TOTAL CONTINGENCY INCREASE/(DECREASE):	$	12,289.47
Commitments:		
Commitment Amount - CURRENT	$	14,243,975.00
Commitment Amount - PREVIOUS	$	14,238,266.00
TOTAL COMMITMENT INCREASE/(DECREASE):	$	5,709.00
Expenditures:		
Expenditure Amount - CURRENT	$	10,405,544.45
Expenditure Amount - PREVIOUS	$	9,587,771.94
TOTAL EXPENDITURE INCREASE/(DECREASE):	$	817,772.51

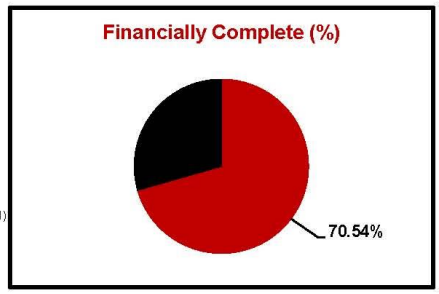

*Graphs include Pending AND Executed Changes

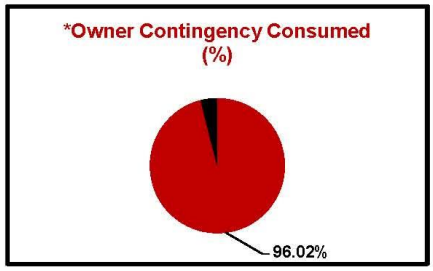

*Graphs include Pending AND Executed Changes

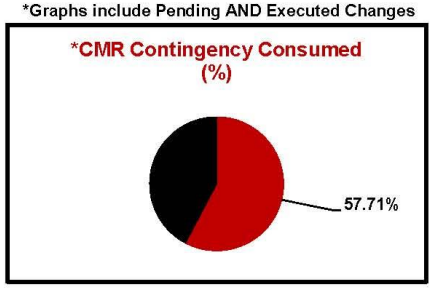

This page left blank intentionally